

Course evaluation report
Spring 2020 - SPAN 307-002 SPANISH CONVERSATION & FILM (38355)
Anton Brinckwirth

Response Rate

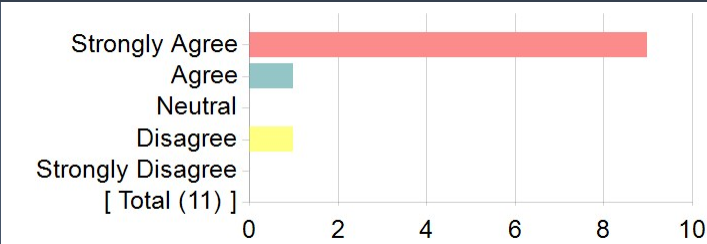
Raters	Students
Responded	11
Invited	18
Response Ratio	61.1%

Questions about instructor (Anton Brinckwirth)

Overall	Value
Mean	4.67
Standard Deviation	0.72

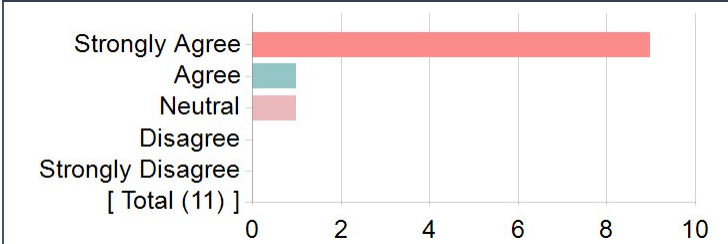
1. The instructor's classroom sessions stimulated my interest in the subject.	2. The instructor was well prepared for each class.																																																																								
<p>Strongly Agree Agree Neutral Disagree Strongly Disagree [Total (11)]</p>	<p>Strongly Agree Agree Neutral Disagree Strongly Disagree [Total (11)]</p>																																																																								
<table border="1"> <thead> <tr> <th>Options</th> <th>Score</th> <th>Count</th> <th>Percentage</th> </tr> </thead> <tbody> <tr> <td>Strongly Agree</td> <td>5</td> <td>7</td> <td>63.6%</td> </tr> <tr> <td>Agree</td> <td>4</td> <td>3</td> <td>27.3%</td> </tr> <tr> <td>Neutral</td> <td>3</td> <td>0</td> <td>0.0%</td> </tr> <tr> <td>Disagree</td> <td>2</td> <td>1</td> <td>9.1%</td> </tr> <tr> <td>Strongly Disagree</td> <td>1</td> <td>0</td> <td>0.0%</td> </tr> <tr> <td>Statistics</td> <td></td> <td>Value</td> <td></td> </tr> <tr> <td>Mean</td> <td></td> <td></td> <td>4.45</td> </tr> <tr> <td>Standard Deviation</td> <td></td> <td></td> <td>0.93</td> </tr> </tbody> </table>	Options	Score	Count	Percentage	Strongly Agree	5	7	63.6%	Agree	4	3	27.3%	Neutral	3	0	0.0%	Disagree	2	1	9.1%	Strongly Disagree	1	0	0.0%	Statistics		Value		Mean			4.45	Standard Deviation			0.93	<table border="1"> <thead> <tr> <th>Options</th> <th>Score</th> <th>Count</th> <th>Percentage</th> </tr> </thead> <tbody> <tr> <td>Strongly Agree</td> <td>5</td> <td>7</td> <td>63.6%</td> </tr> <tr> <td>Agree</td> <td>4</td> <td>3</td> <td>27.3%</td> </tr> <tr> <td>Neutral</td> <td>3</td> <td>0</td> <td>0.0%</td> </tr> <tr> <td>Disagree</td> <td>2</td> <td>1</td> <td>9.1%</td> </tr> <tr> <td>Strongly Disagree</td> <td>1</td> <td>0</td> <td>0.0%</td> </tr> <tr> <td>Statistics</td> <td></td> <td>Value</td> <td></td> </tr> <tr> <td>Mean</td> <td></td> <td></td> <td>4.45</td> </tr> <tr> <td>Standard Deviation</td> <td></td> <td></td> <td>0.93</td> </tr> </tbody> </table>	Options	Score	Count	Percentage	Strongly Agree	5	7	63.6%	Agree	4	3	27.3%	Neutral	3	0	0.0%	Disagree	2	1	9.1%	Strongly Disagree	1	0	0.0%	Statistics		Value		Mean			4.45	Standard Deviation			0.93
Options	Score	Count	Percentage																																																																						
Strongly Agree	5	7	63.6%																																																																						
Agree	4	3	27.3%																																																																						
Neutral	3	0	0.0%																																																																						
Disagree	2	1	9.1%																																																																						
Strongly Disagree	1	0	0.0%																																																																						
Statistics		Value																																																																							
Mean			4.45																																																																						
Standard Deviation			0.93																																																																						
Options	Score	Count	Percentage																																																																						
Strongly Agree	5	7	63.6%																																																																						
Agree	4	3	27.3%																																																																						
Neutral	3	0	0.0%																																																																						
Disagree	2	1	9.1%																																																																						
Strongly Disagree	1	0	0.0%																																																																						
Statistics		Value																																																																							
Mean			4.45																																																																						
Standard Deviation			0.93																																																																						

3. The instructor expressed ideas clearly.



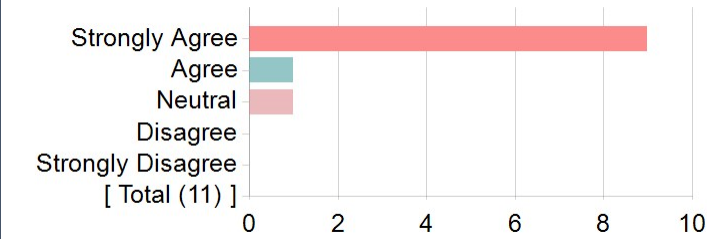
Options	Score	Count	Percentage
Strongly Agree	5	9	81.8%
Agree	4	1	9.1%
Neutral	3	0	0.0%
Disagree	2	1	9.1%
Strongly Disagree	1	0	0.0%
Statistics			Value
Mean			4.64
Standard Deviation			0.92

4. The instructor encouraged students to feel free to ask questions.



Options	Score	Count	Percentage
Strongly Agree	5	9	81.8%
Agree	4	1	9.1%
Neutral	3	1	9.1%
Disagree	2	0	0.0%
Strongly Disagree	1	0	0.0%
Statistics			Value
Mean			4.73
Standard Deviation			0.65

5. The instructor carefully answered questions raised by students.



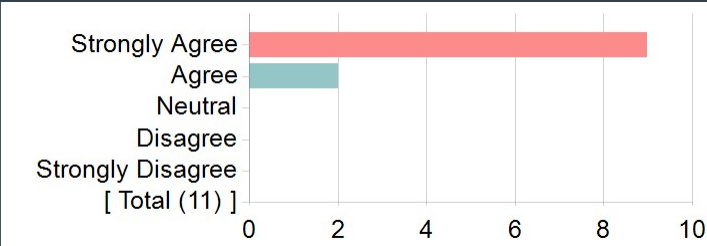
Options	Score	Count	Percentage
Strongly Agree	5	9	81.8%
Agree	4	1	9.1%
Neutral	3	1	9.1%
Disagree	2	0	0.0%
Strongly Disagree	1	0	0.0%
Statistics			Value
Mean			4.73
Standard Deviation			0.65

6. I received useful feedback from the instructor regarding my work in this course.



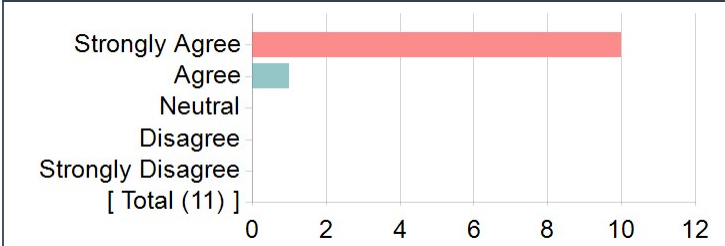
Options	Score	Count	Percentage
Strongly Agree	5	8	80.0%
Agree	4	0	0.0%
Neutral	3	1	10.0%
Disagree	2	1	10.0%
Strongly Disagree	1	0	0.0%
Statistics			Value
Mean			4.50
Standard Deviation			1.08

7. The instructor treated students with respect.



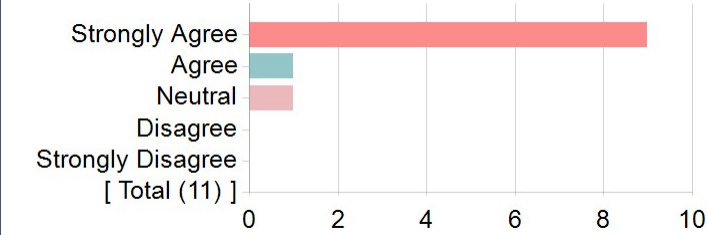
Options	Score	Count	Percentage
Strongly Agree	5	9	81.8%
Agree	4	2	18.2%
Neutral	3	0	0.0%
Disagree	2	0	0.0%
Strongly Disagree	1	0	0.0%
Statistics			Value
Mean			4.82
Standard Deviation			0.40

8. The instructor seemed genuinely interested in what they were teaching.



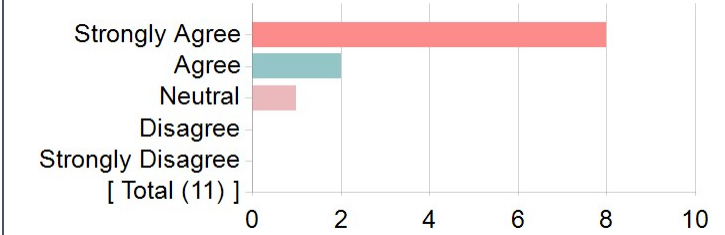
Options	Score	Count	Percentage
Strongly Agree	5	10	90.9%
Agree	4	1	9.1%
Neutral	3	0	0.0%
Disagree	2	0	0.0%
Strongly Disagree	1	0	0.0%
Statistics			Value
Mean			4.91
Standard Deviation			0.30

9. The instructor was readily available for consultation with students during office hours or by appointment.



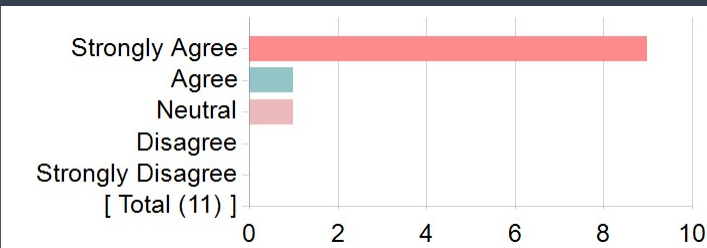
Options	Score	Count	Percentage
Strongly Agree	5	9	81.8%
Agree	4	1	9.1%
Neutral	3	1	9.1%
Disagree	2	0	0.0%
Strongly Disagree	1	0	0.0%
Statistics			Value
Mean			4.73
Standard Deviation			0.65

10. The instructor demonstrated applications of course material beyond the classroom.



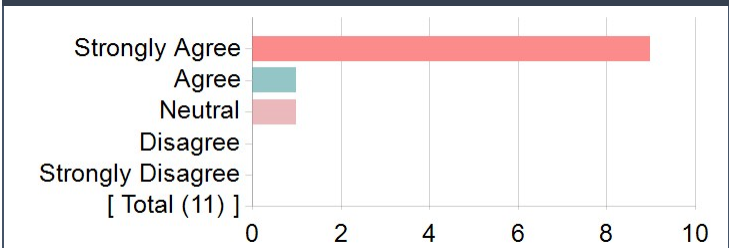
Options	Score	Count	Percentage
Strongly Agree	5	8	72.7%
Agree	4	2	18.2%
Neutral	3	1	9.1%
Disagree	2	0	0.0%
Strongly Disagree	1	0	0.0%
Statistics			Value
Mean			4.64
Standard Deviation			0.67

11. The instructor used online tools to improve learning in the course.



Options	Score	Count	Percentage
Strongly Agree	5	9	81.8%
Agree	4	1	9.1%
Neutral	3	1	9.1%
Disagree	2	0	0.0%
Strongly Disagree	1	0	0.0%
Statistics			Value
Mean			4.73
Standard Deviation			0.65

12. The instructor used online learning tools to improve teaching in the course.

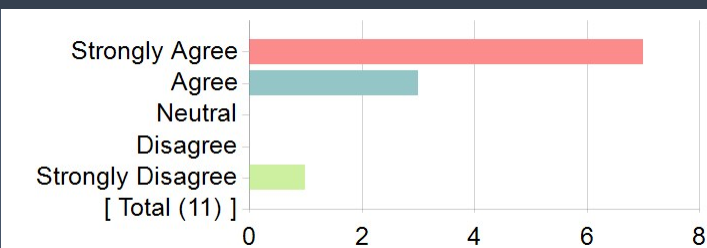


Options	Score	Count	Percentage
Strongly Agree	5	9	81.8%
Agree	4	1	9.1%
Neutral	3	1	9.1%
Disagree	2	0	0.0%
Strongly Disagree	1	0	0.0%
Statistics			Value
Mean			4.73
Standard Deviation			0.65

Questions about course

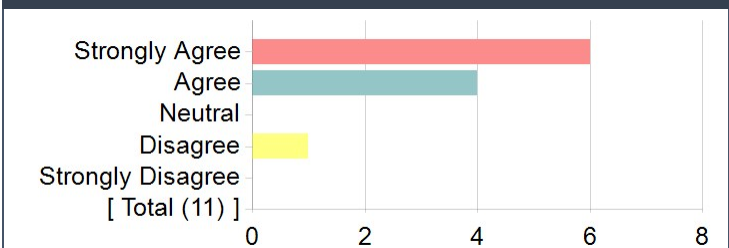
Overall	Value
Mean	4.64
Standard Deviation	0.77

1. I have become more competent in this area because of this course.



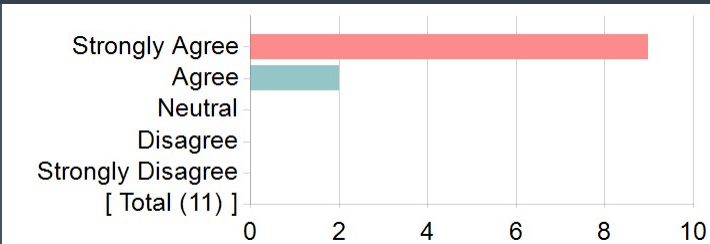
Options	Score	Count	Percentage
Strongly Agree	5	7	63.6%
Agree	4	3	27.3%
Neutral	3	0	0.0%
Disagree	2	0	0.0%
Strongly Disagree	1	1	9.1%
Statistics			Value
Mean			4.36
Standard Deviation			1.21

2. The course was well organized.



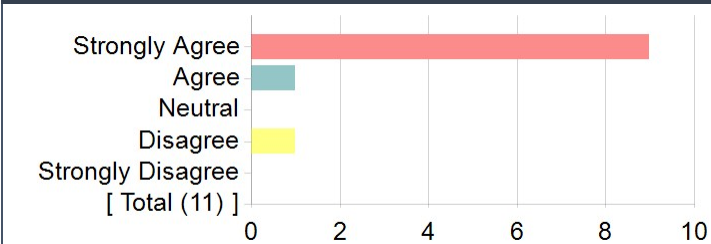
Options	Score	Count	Percentage
Strongly Agree	5	6	54.5%
Agree	4	4	36.4%
Neutral	3	0	0.0%
Disagree	2	1	9.1%
Strongly Disagree	1	0	0.0%
Statistics			Value
Mean			4.36
Standard Deviation			0.92

3. The course assignments were clearly specified.



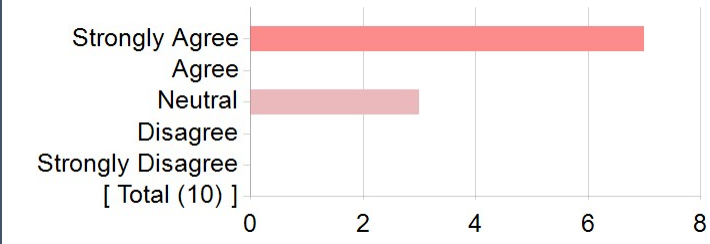
Options	Score	Count	Percentage
Strongly Agree	5	9	81.8%
Agree	4	2	18.2%
Neutral	3	0	0.0%
Disagree	2	0	0.0%
Strongly Disagree	1	0	0.0%
Statistics			Value
Mean			4.82
Standard Deviation			0.40

4. The assignments were helpful in acquiring a better understanding of course materials.



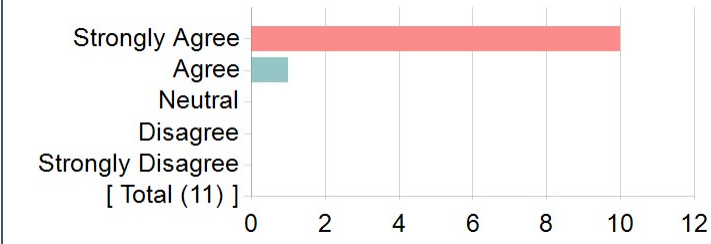
Options	Score	Count	Percentage
Strongly Agree	5	9	81.8%
Agree	4	1	9.1%
Neutral	3	0	0.0%
Disagree	2	1	9.1%
Strongly Disagree	1	0	0.0%
Statistics			Value
Mean			4.64
Standard Deviation			0.92

5. The course allowed me to learn from other students.



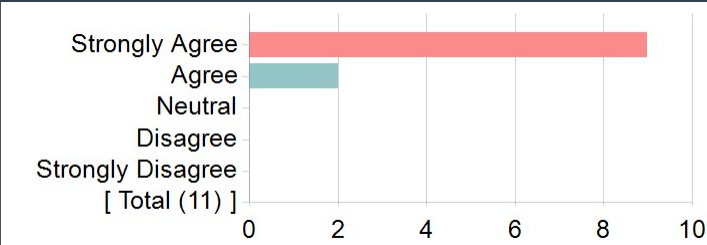
Options	Score	Count	Percentage
Strongly Agree	5	7	70.0%
Agree	4	0	0.0%
Neutral	3	3	30.0%
Disagree	2	0	0.0%
Strongly Disagree	1	0	0.0%
Statistics			Value
Mean			4.40
Standard Deviation			0.97

6. Classroom discussions were a valuable part of the course.



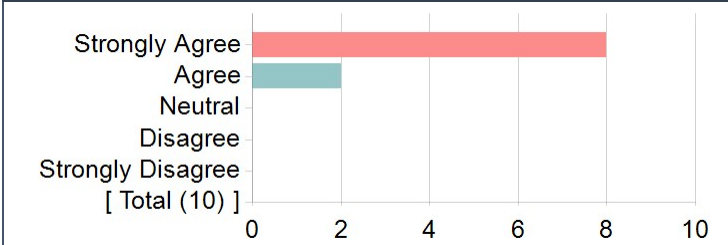
Options	Score	Count	Percentage
Strongly Agree	5	10	90.9%
Agree	4	1	9.1%
Neutral	3	0	0.0%
Disagree	2	0	0.0%
Strongly Disagree	1	0	0.0%
Statistics			Value
Mean			4.91
Standard Deviation			0.30

7. The tests/evaluations in this course were directly related to assignments, classroom discussions, and other planned activities.



Options	Score	Count	Percentage
Strongly Agree	5	9	81.8%
Agree	4	2	18.2%
Neutral	3	0	0.0%
Disagree	2	0	0.0%
Strongly Disagree	1	0	0.0%
Statistics			Value
Mean			4.82
Standard Deviation			0.40

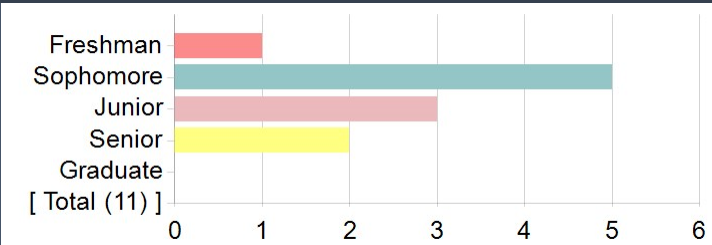
8. Student responsibilities (being prepared for class, classroom participation, group projects, etc.) were well defined in this course.



Options	Score	Count	Percentage
Strongly Agree	5	8	80.0%
Agree	4	2	20.0%
Neutral	3	0	0.0%
Disagree	2	0	0.0%
Strongly Disagree	1	0	0.0%
Statistics			Value
Mean			4.80
Standard Deviation			0.42

What is your class level? (If you are a special student, please choose the category that best describes you.)

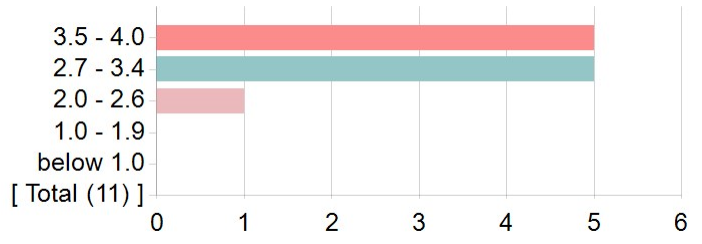
What is your class level? (If you are a special student, please choose the category that best describes you.)



Options	Count	Percentage
Freshman	1	9.1%
Sophomore	5	45.5%
Junior	3	27.3%
Senior	2	18.2%
Graduate	0	0.0%

What was your overall grade point average (GPA) at the beginning of the semester?

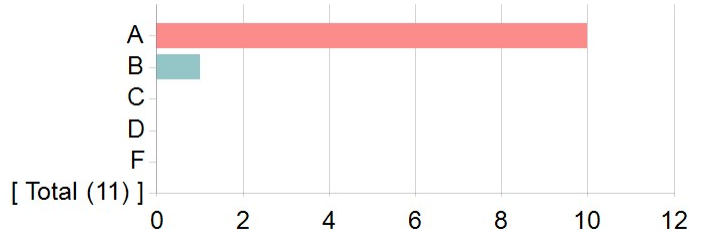
What was your overall grade point average (GPA) at the beginning of the semester?



Options	Count	Percentage
3.5 - 4.0	5	45.5%
2.7 - 3.4	5	45.5%
2.0 - 2.6	1	9.1%
1.0 - 1.9	0	0.0%
below 1.0	0	0.0%

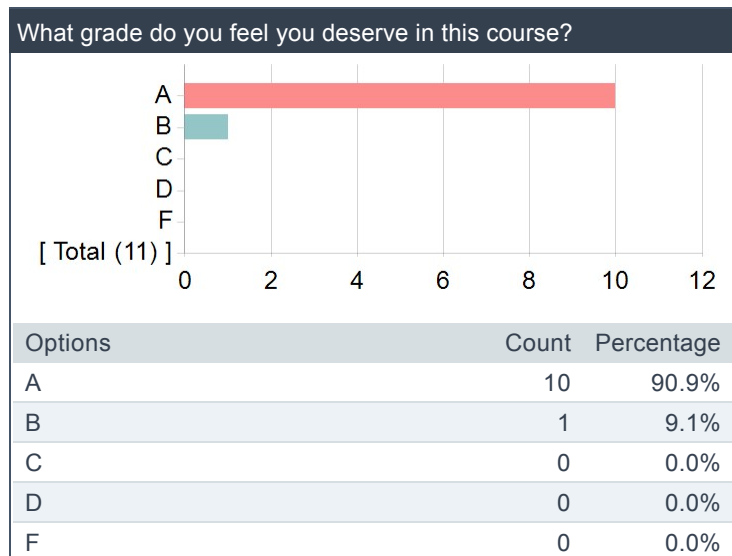
What grade do you expect to earn in this course?

What grade do you expect to earn in this course?

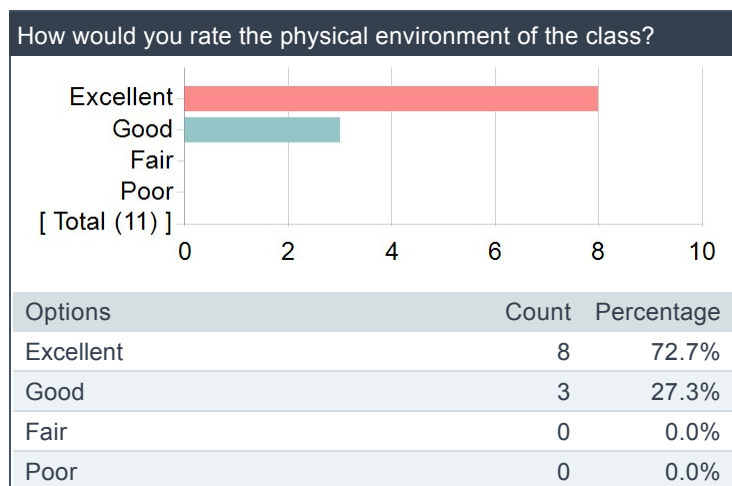


Options	Count	Percentage
A	10	90.9%
B	1	9.1%
C	0	0.0%
D	0	0.0%
F	0	0.0%

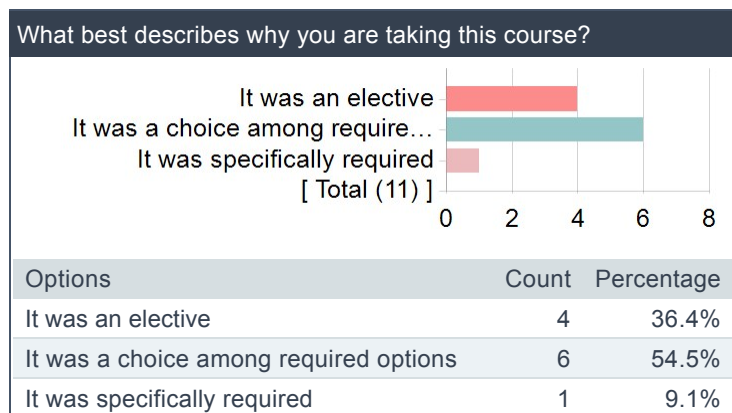
What grade do you feel you deserve in this course?



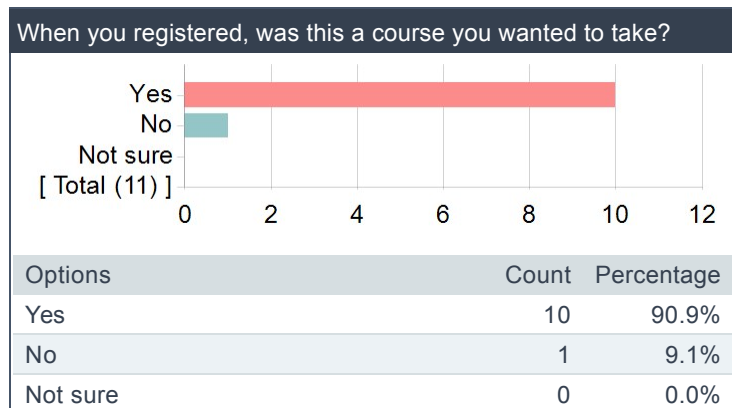
How would you rate the physical environment of the class?



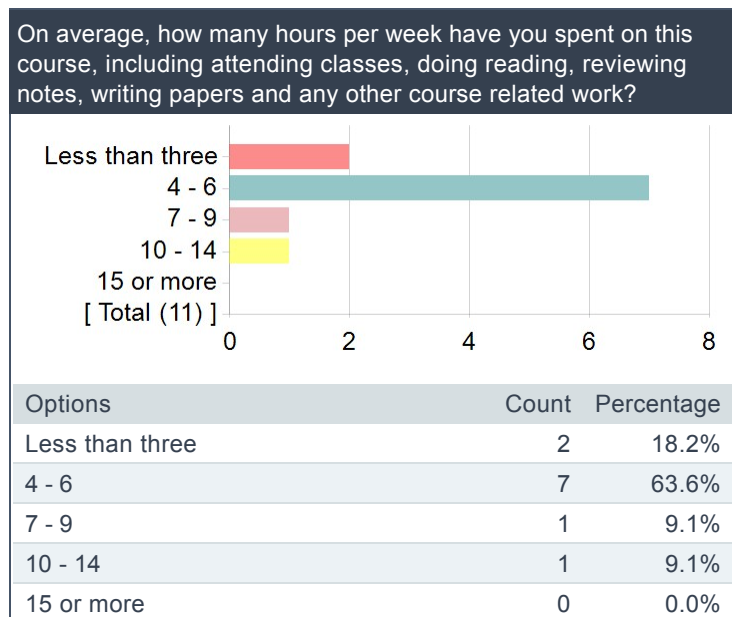
What best describes why you are taking this course?



When you registered, was this a course you wanted to take?

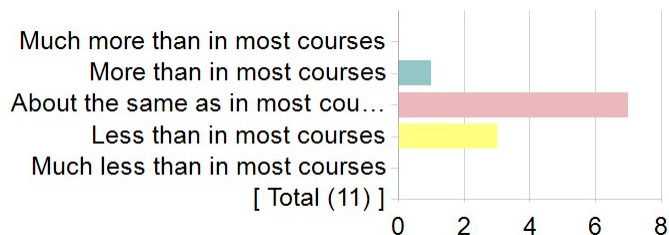


On average, how many hours per week have you spent on this course, including attending classes, doing reading, reviewing notes, writing papers and any other course related work?



How would you rate the demands which this course made upon you?

How would you rate the demands which this course made upon you?



Options	Count	Percentage
Much more than in most courses	0	0.0%
More than in most courses	1	9.1%
About the same as in most courses	7	63.6%
Less than in most courses	3	27.3%
Much less than in most courses	0	0.0%

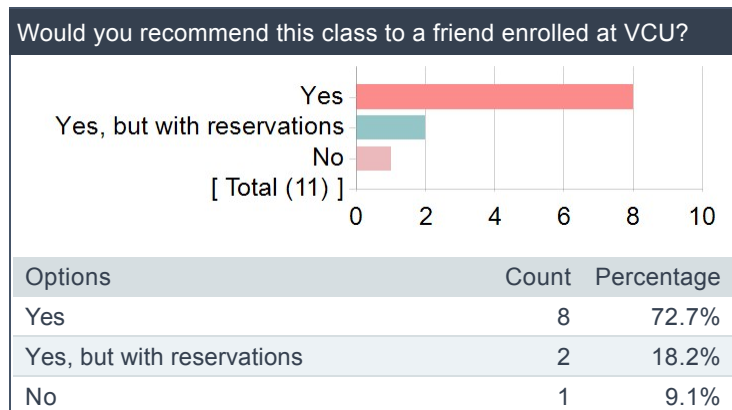
Did your previous classes adequately prepare you for this course?

Did your previous classes adequately prepare you for this course?

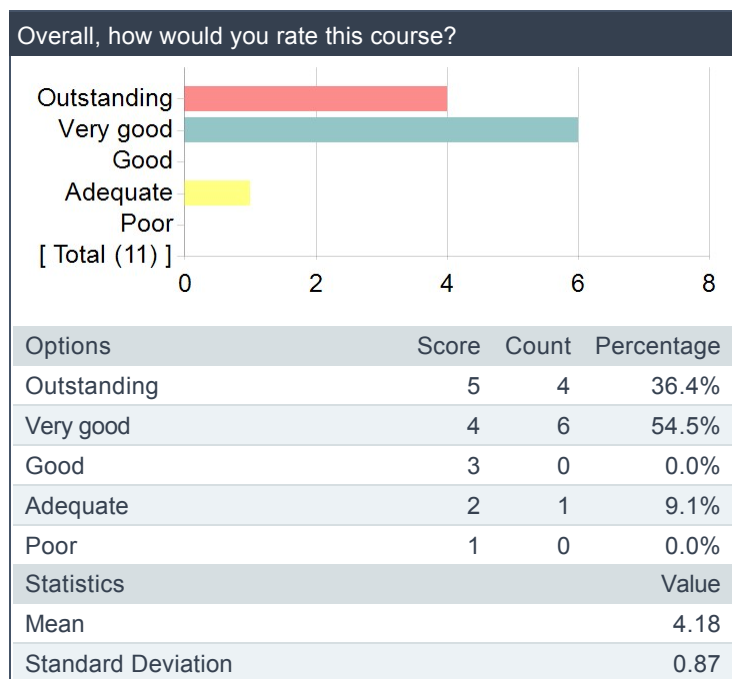


Options	Count	Percentage
Very well prepared	6	54.5%
Somewhat prepared	5	45.5%
Barely prepared	0	0.0%
Not at all prepared	0	0.0%

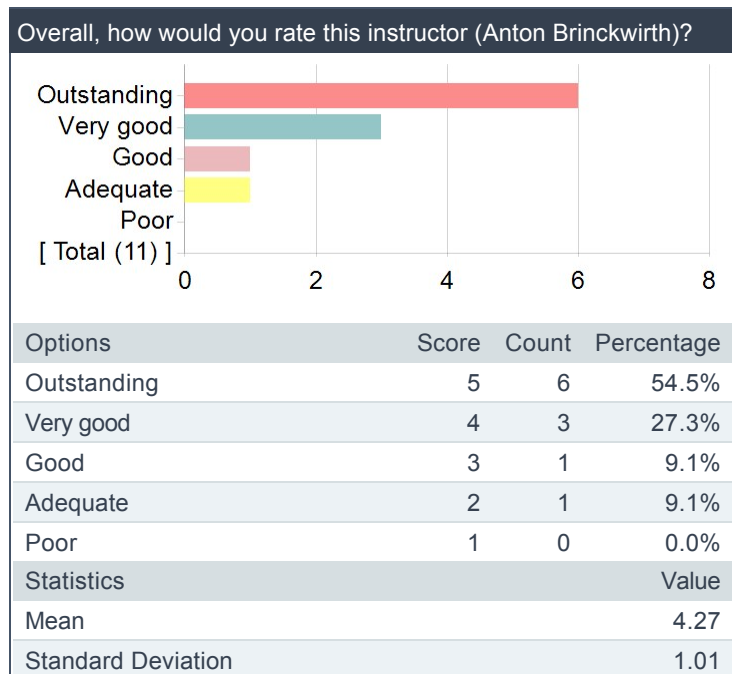
Would you recommend this class to a friend enrolled at VCU?



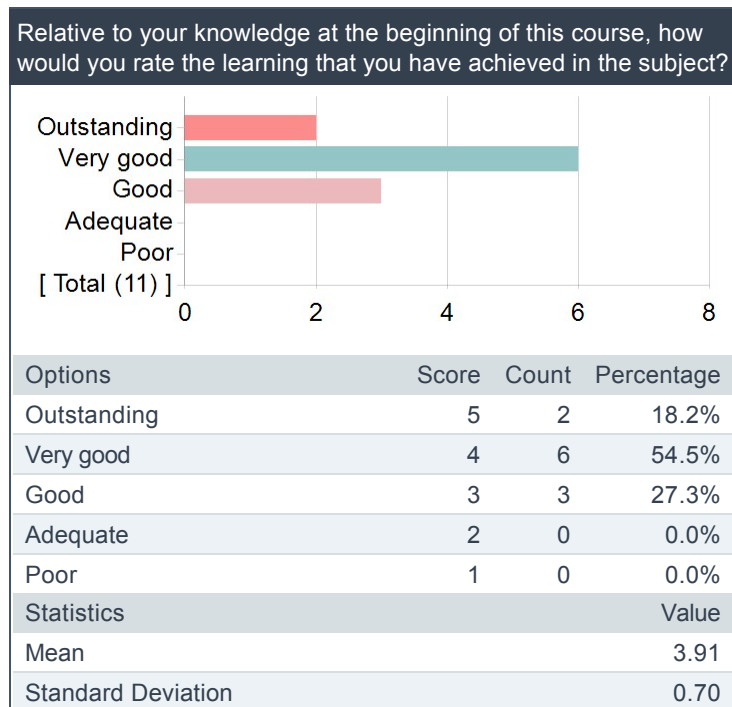
Overall, how would you rate this course?



Overall, how would you rate this instructor (Anton Brinckwirth)?



Relative to your knowledge at the beginning of this course, how would you rate the learning that you have achieved in the subject?



Additional Comments for Anton Brinckwirth

Comments

Incredible teacher, very nice and will help students succeed in class

Very fun class with a fun professor, the tandem sessions felt a bit forced and time consuming, and would even argue they felt unnecessary, otherwise the course was great overall.

He is a great professor and makes speaking in Spanish something to look forward to. He gave us topics and vocab that were related to the movies which made in class conversations come more easily. He's also extremely nice and approachable and shows that he is truly interested in how his students are doing.

Professor Anton Brinkworth is an extremely passionate and caring professor, and I was immensely grateful to him for using this course to discuss the essential topics of migration and its causes, feminism, racism, trans-national economic inequality, and indigenous rights. Above all I am grateful for his willingness to challenge us to discuss issues which have polarized our communities. By and large, the films were extremely engaging, especially those by Almodovar! The tandem sessions with university students in Pachuca, MX were rewarding, however there were more often than not large organizational and technical challenges hindering these tandem sessions, in which the audio setups of the MX students made conversation extremely difficult to understand, and these students sometimes had separate directions from their instructors on what was under discussion during the session. But this was just a minor footnote on an overall great course.

I rated this class 'very good' when we were in person and in a classroom setting. I would rate this class adequate to good in an online setting.

I would recommend this class to other students only in an on-campus class setting with other students. The goal of this class is to practice and build Spanish conversation and to learn and converse with classmates. Taking this class online somewhat defeats the purpose.

Profe Brinckwirth taught me so much, and he is probably the best Foreign Language teacher and overall best person I have met. He is so understanding and is so proficient in the class that I have gained a lot of confidence in the Spanish language and cannot wait for my next courses. The format of the class reinforces every single portion of Spanish you could need: speaking (in-class discussions as well as Zoom meetings with students from Mexico), writing (in-class notes, assessments for every film we watched), and listening (Zoom sessions, other student group work). This course is set-up for you to succeed, and I am thankful Brinckwirth was my professor for it!