



VCU

Course Evaluation Report for SPAN 307-002 SPANISH CONVERSATION & FILM (Anton Brinckwirth)

Subject Details

Term	Spring 2019
CRN	38355

Response Rate

Raters	Students
Responded	15
Invited	21
Response Ratio	71.4%

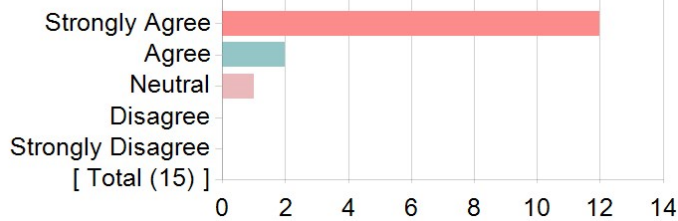
Questions about instructor (Anton Brinckwirth)

Overall	Value
Mean	4.56
Standard Deviation	0.76

1. The instructor's classroom sessions stimulated my interest in the subject.	2. The instructor was well prepared for each class.																																																																								
<table border="1"> <thead> <tr> <th>Options</th> <th>Score</th> <th>Count</th> <th>Percentage</th> </tr> </thead> <tbody> <tr> <td>Strongly Agree</td> <td>5</td> <td>7</td> <td>46.7%</td> </tr> <tr> <td>Agree</td> <td>4</td> <td>7</td> <td>46.7%</td> </tr> <tr> <td>Neutral</td> <td>3</td> <td>0</td> <td>0.0%</td> </tr> <tr> <td>Disagree</td> <td>2</td> <td>1</td> <td>6.7%</td> </tr> <tr> <td>Strongly Disagree</td> <td>1</td> <td>0</td> <td>0.0%</td> </tr> <tr> <td colspan="3">Statistics</td> <td>Value</td> </tr> <tr> <td colspan="3">Mean</td> <td>4.33</td> </tr> <tr> <td colspan="3">Standard Deviation</td> <td>0.82</td> </tr> </tbody> </table>	Options	Score	Count	Percentage	Strongly Agree	5	7	46.7%	Agree	4	7	46.7%	Neutral	3	0	0.0%	Disagree	2	1	6.7%	Strongly Disagree	1	0	0.0%	Statistics			Value	Mean			4.33	Standard Deviation			0.82	<table border="1"> <thead> <tr> <th>Options</th> <th>Score</th> <th>Count</th> <th>Percentage</th> </tr> </thead> <tbody> <tr> <td>Strongly Agree</td> <td>5</td> <td>7</td> <td>46.7%</td> </tr> <tr> <td>Agree</td> <td>4</td> <td>5</td> <td>33.3%</td> </tr> <tr> <td>Neutral</td> <td>3</td> <td>1</td> <td>6.7%</td> </tr> <tr> <td>Disagree</td> <td>2</td> <td>2</td> <td>13.3%</td> </tr> <tr> <td>Strongly Disagree</td> <td>1</td> <td>0</td> <td>0.0%</td> </tr> <tr> <td colspan="3">Statistics</td> <td>Value</td> </tr> <tr> <td colspan="3">Mean</td> <td>4.13</td> </tr> <tr> <td colspan="3">Standard Deviation</td> <td>1.06</td> </tr> </tbody> </table>	Options	Score	Count	Percentage	Strongly Agree	5	7	46.7%	Agree	4	5	33.3%	Neutral	3	1	6.7%	Disagree	2	2	13.3%	Strongly Disagree	1	0	0.0%	Statistics			Value	Mean			4.13	Standard Deviation			1.06
Options	Score	Count	Percentage																																																																						
Strongly Agree	5	7	46.7%																																																																						
Agree	4	7	46.7%																																																																						
Neutral	3	0	0.0%																																																																						
Disagree	2	1	6.7%																																																																						
Strongly Disagree	1	0	0.0%																																																																						
Statistics			Value																																																																						
Mean			4.33																																																																						
Standard Deviation			0.82																																																																						
Options	Score	Count	Percentage																																																																						
Strongly Agree	5	7	46.7%																																																																						
Agree	4	5	33.3%																																																																						
Neutral	3	1	6.7%																																																																						
Disagree	2	2	13.3%																																																																						
Strongly Disagree	1	0	0.0%																																																																						
Statistics			Value																																																																						
Mean			4.13																																																																						
Standard Deviation			1.06																																																																						

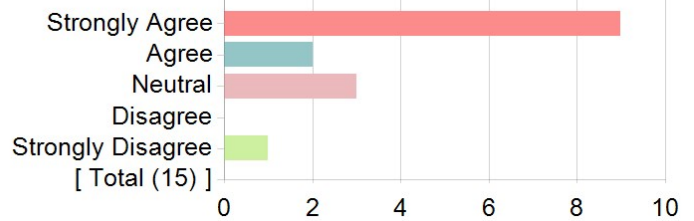
3. The instructor expressed ideas clearly.	4. The instructor encouraged students to feel free to ask questions.																																																																								
<table border="1"> <thead> <tr> <th>Options</th> <th>Score</th> <th>Count</th> <th>Percentage</th> </tr> </thead> <tbody> <tr> <td>Strongly Agree</td> <td>5</td> <td>9</td> <td>60.0%</td> </tr> <tr> <td>Agree</td> <td>4</td> <td>5</td> <td>33.3%</td> </tr> <tr> <td>Neutral</td> <td>3</td> <td>0</td> <td>0.0%</td> </tr> <tr> <td>Disagree</td> <td>2</td> <td>1</td> <td>6.7%</td> </tr> <tr> <td>Strongly Disagree</td> <td>1</td> <td>0</td> <td>0.0%</td> </tr> <tr> <td colspan="3">Statistics</td> <td>Value</td> </tr> <tr> <td colspan="3">Mean</td> <td>4.47</td> </tr> <tr> <td colspan="3">Standard Deviation</td> <td>0.83</td> </tr> </tbody> </table>	Options	Score	Count	Percentage	Strongly Agree	5	9	60.0%	Agree	4	5	33.3%	Neutral	3	0	0.0%	Disagree	2	1	6.7%	Strongly Disagree	1	0	0.0%	Statistics			Value	Mean			4.47	Standard Deviation			0.83	<table border="1"> <thead> <tr> <th>Options</th> <th>Score</th> <th>Count</th> <th>Percentage</th> </tr> </thead> <tbody> <tr> <td>Strongly Agree</td> <td>5</td> <td>11</td> <td>73.3%</td> </tr> <tr> <td>Agree</td> <td>4</td> <td>4</td> <td>26.7%</td> </tr> <tr> <td>Neutral</td> <td>3</td> <td>0</td> <td>0.0%</td> </tr> <tr> <td>Disagree</td> <td>2</td> <td>0</td> <td>0.0%</td> </tr> <tr> <td>Strongly Disagree</td> <td>1</td> <td>0</td> <td>0.0%</td> </tr> <tr> <td colspan="3">Statistics</td> <td>Value</td> </tr> <tr> <td colspan="3">Mean</td> <td>4.73</td> </tr> <tr> <td colspan="3">Standard Deviation</td> <td>0.46</td> </tr> </tbody> </table>	Options	Score	Count	Percentage	Strongly Agree	5	11	73.3%	Agree	4	4	26.7%	Neutral	3	0	0.0%	Disagree	2	0	0.0%	Strongly Disagree	1	0	0.0%	Statistics			Value	Mean			4.73	Standard Deviation			0.46
Options	Score	Count	Percentage																																																																						
Strongly Agree	5	9	60.0%																																																																						
Agree	4	5	33.3%																																																																						
Neutral	3	0	0.0%																																																																						
Disagree	2	1	6.7%																																																																						
Strongly Disagree	1	0	0.0%																																																																						
Statistics			Value																																																																						
Mean			4.47																																																																						
Standard Deviation			0.83																																																																						
Options	Score	Count	Percentage																																																																						
Strongly Agree	5	11	73.3%																																																																						
Agree	4	4	26.7%																																																																						
Neutral	3	0	0.0%																																																																						
Disagree	2	0	0.0%																																																																						
Strongly Disagree	1	0	0.0%																																																																						
Statistics			Value																																																																						
Mean			4.73																																																																						
Standard Deviation			0.46																																																																						

5. The instructor carefully answered questions raised by students.



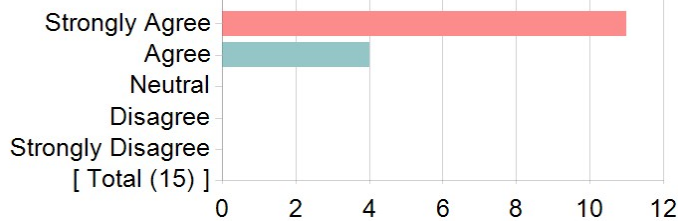
Options	Score	Count	Percentage
Strongly Agree	5	12	80.0%
Agree	4	2	13.3%
Neutral	3	1	6.7%
Disagree	2	0	0.0%
Strongly Disagree	1	0	0.0%
Statistics			Value
Mean			4.73
Standard Deviation			0.59

6. I received useful feedback from the instructor regarding my work in this course.



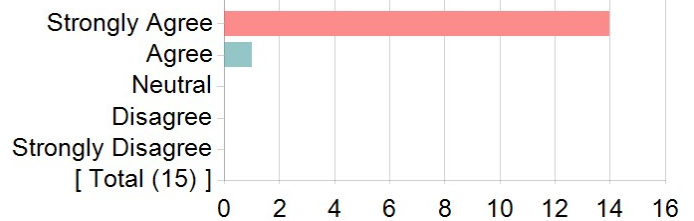
Options	Score	Count	Percentage
Strongly Agree	5	9	60.0%
Agree	4	2	13.3%
Neutral	3	3	20.0%
Disagree	2	0	0.0%
Strongly Disagree	1	1	6.7%
Statistics			Value
Mean			4.20
Standard Deviation			1.21

7. The instructor treated students with respect.



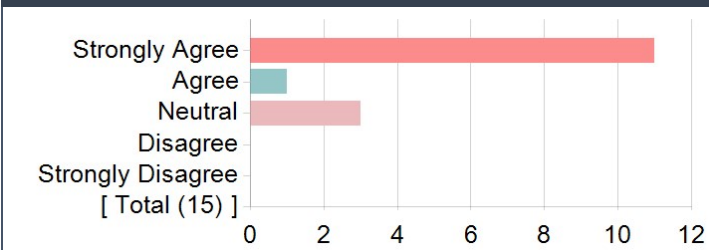
Options	Score	Count	Percentage
Strongly Agree	5	11	73.3%
Agree	4	4	26.7%
Neutral	3	0	0.0%
Disagree	2	0	0.0%
Strongly Disagree	1	0	0.0%
Statistics			Value
Mean			4.73
Standard Deviation			0.46

8. The instructor seemed genuinely interested in what they were teaching.



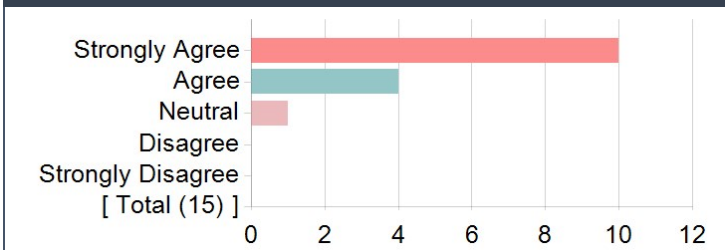
Options	Score	Count	Percentage
Strongly Agree	5	14	93.3%
Agree	4	1	6.7%
Neutral	3	0	0.0%
Disagree	2	0	0.0%
Strongly Disagree	1	0	0.0%
Statistics			Value
Mean			4.93
Standard Deviation			0.26

9. The instructor was readily available for consultation with students during office hours or by appointment.



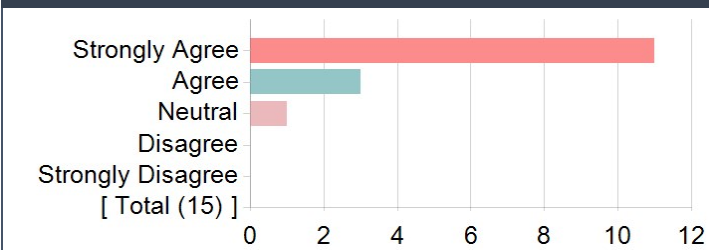
Options	Score	Count	Percentage
Strongly Agree	5	11	73.3%
Agree	4	1	6.7%
Neutral	3	3	20.0%
Disagree	2	0	0.0%
Strongly Disagree	1	0	0.0%
Statistics			Value
Mean			4.53
Standard Deviation			0.83

10. The instructor demonstrated applications of course material beyond the classroom.



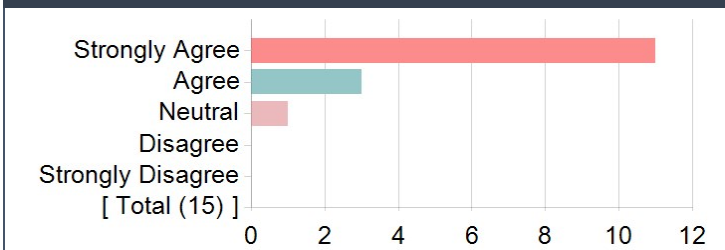
Options	Score	Count	Percentage
Strongly Agree	5	10	66.7%
Agree	4	4	26.7%
Neutral	3	1	6.7%
Disagree	2	0	0.0%
Strongly Disagree	1	0	0.0%
Statistics			Value
Mean			4.60
Standard Deviation			0.63

11. The instructor used online tools to improve learning in the course.



Options	Score	Count	Percentage
Strongly Agree	5	11	73.3%
Agree	4	3	20.0%
Neutral	3	1	6.7%
Disagree	2	0	0.0%
Strongly Disagree	1	0	0.0%
Statistics			Value
Mean			4.67
Standard Deviation			0.62

12. The instructor used online learning tools to improve teaching in the course.

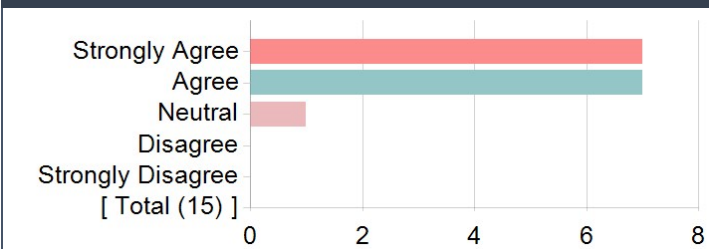


Options	Score	Count	Percentage
Strongly Agree	5	11	73.3%
Agree	4	3	20.0%
Neutral	3	1	6.7%
Disagree	2	0	0.0%
Strongly Disagree	1	0	0.0%
Statistics			Value
Mean			4.67
Standard Deviation			0.62

Questions about course

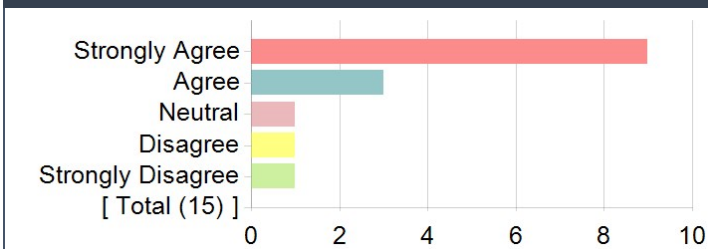
Overall	Value
Mean	4.42
Standard Deviation	0.91

1. I have become more competent in this area because of this course.



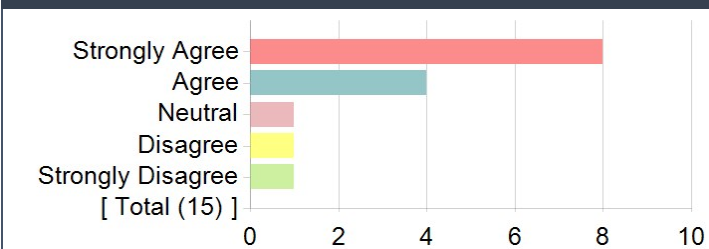
Options	Score	Count	Percentage
Strongly Agree	5	7	46.7%
Agree	4	7	46.7%
Neutral	3	1	6.7%
Disagree	2	0	0.0%
Strongly Disagree	1	0	0.0%
Statistics			Value
Mean			4.40
Standard Deviation			0.63

2. The course was well organized.



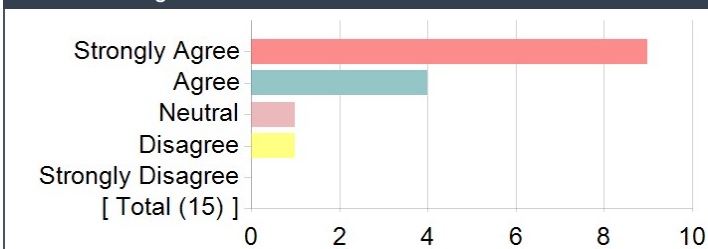
Options	Score	Count	Percentage
Strongly Agree	5	9	60.0%
Agree	4	3	20.0%
Neutral	3	1	6.7%
Disagree	2	1	6.7%
Strongly Disagree	1	1	6.7%
Statistics			Value
Mean			4.20
Standard Deviation			1.26

3. The course assignments were clearly specified.



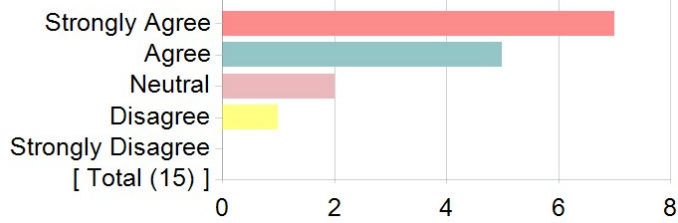
Options	Score	Count	Percentage
Strongly Agree	5	8	53.3%
Agree	4	4	26.7%
Neutral	3	1	6.7%
Disagree	2	1	6.7%
Strongly Disagree	1	1	6.7%
Statistics			Value
Mean			4.13
Standard Deviation			1.25

4. The assignments were helpful in acquiring a better understanding of course materials.



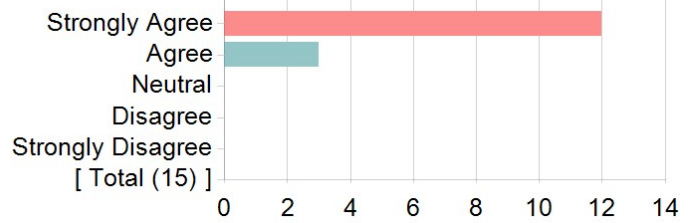
Options	Score	Count	Percentage
Strongly Agree	5	9	60.0%
Agree	4	4	26.7%
Neutral	3	1	6.7%
Disagree	2	1	6.7%
Strongly Disagree	1	0	0.0%
Statistics			Value
Mean			4.40
Standard Deviation			0.91

5. The course allowed me to learn from other students.



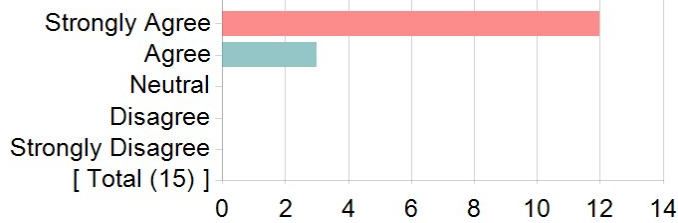
Options	Score	Count	Percentage
Strongly Agree	5	7	46.7%
Agree	4	5	33.3%
Neutral	3	2	13.3%
Disagree	2	1	6.7%
Strongly Disagree	1	0	0.0%
Statistics			Value
Mean			4.20
Standard Deviation			0.94

6. Classroom discussions were a valuable part of the course.



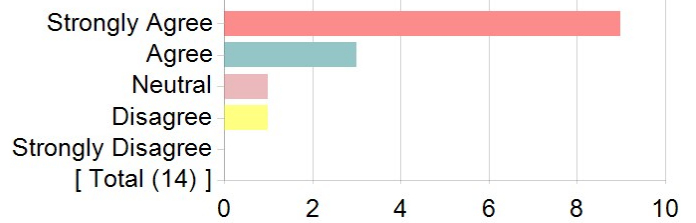
Options	Score	Count	Percentage
Strongly Agree	5	12	80.0%
Agree	4	3	20.0%
Neutral	3	0	0.0%
Disagree	2	0	0.0%
Strongly Disagree	1	0	0.0%
Statistics			Value
Mean			4.80
Standard Deviation			0.41

7. The tests/evaluations in this course were directly related to assignments, classroom discussions, and other planned activities.



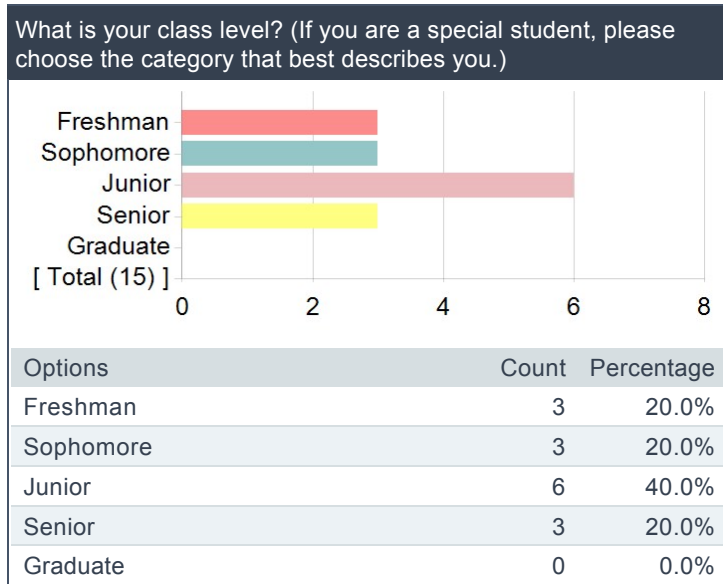
Options	Score	Count	Percentage
Strongly Agree	5	12	80.0%
Agree	4	3	20.0%
Neutral	3	0	0.0%
Disagree	2	0	0.0%
Strongly Disagree	1	0	0.0%
Statistics			Value
Mean			4.80
Standard Deviation			0.41

8. Student responsibilities (being prepared for class, classroom participation, group projects, etc.) were well defined in this course.

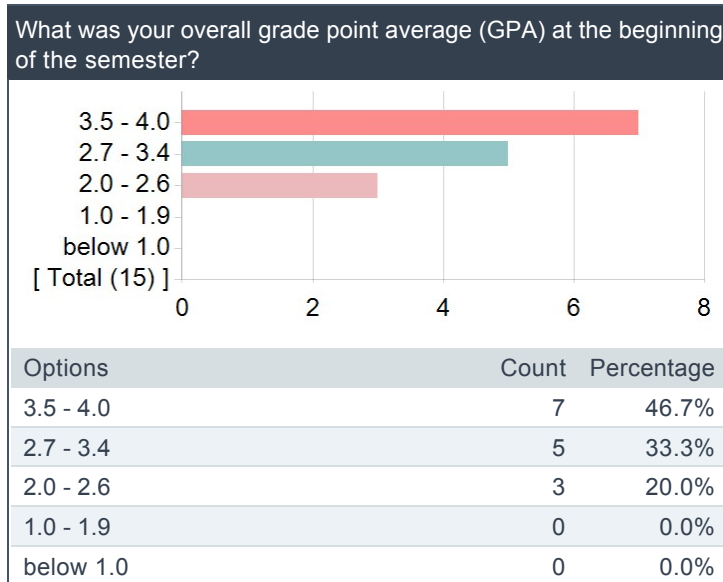


Options	Score	Count	Percentage
Strongly Agree	5	9	64.3%
Agree	4	3	21.4%
Neutral	3	1	7.1%
Disagree	2	1	7.1%
Strongly Disagree	1	0	0.0%
Statistics			Value
Mean			4.43
Standard Deviation			0.94

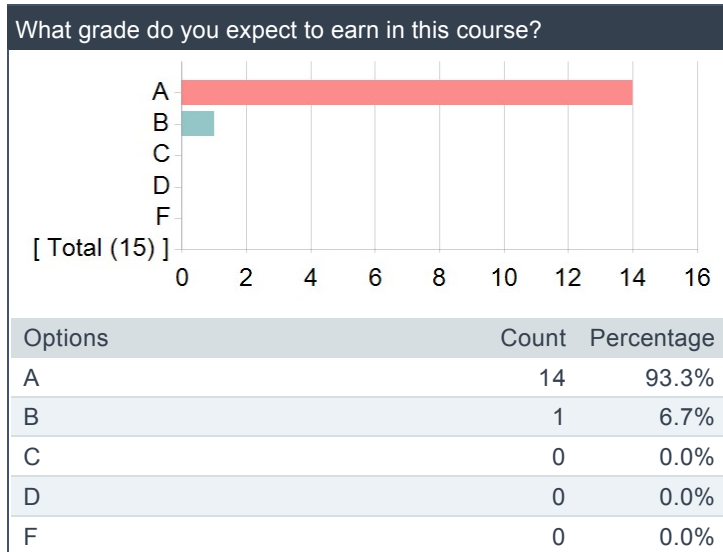
What is your class level? (If you are a special student, please choose the category that best describes you.)



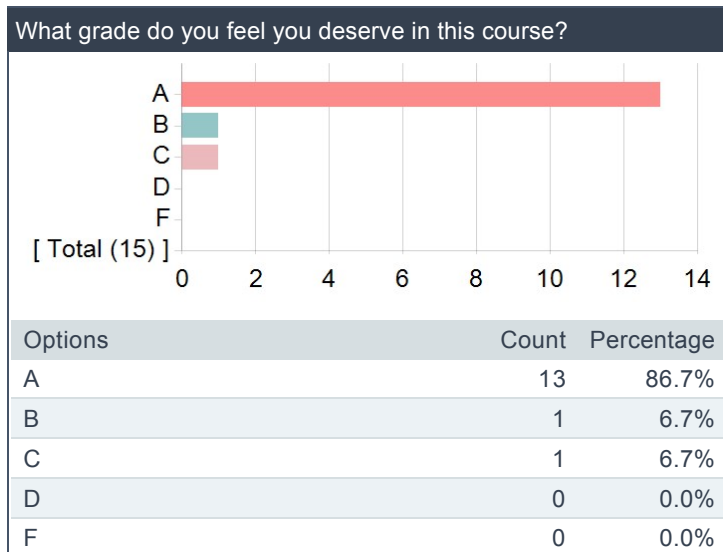
What was your overall grade point average (GPA) at the beginning of the semester?



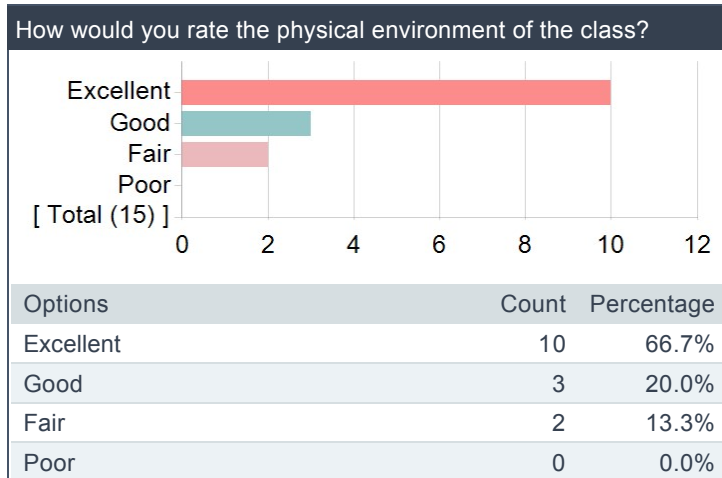
What grade do you expect to earn in this course?



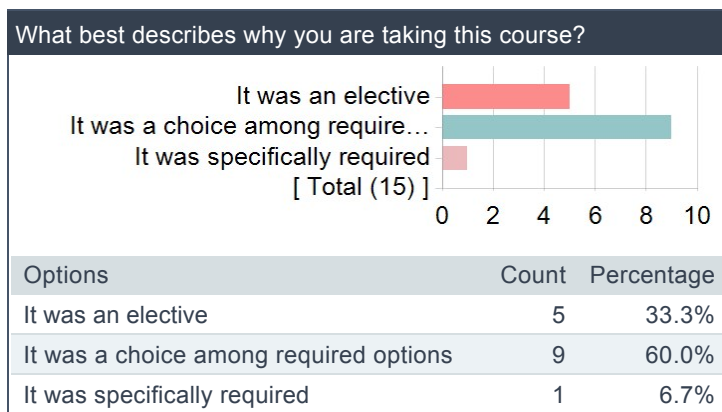
What grade do you feel you deserve in this course?



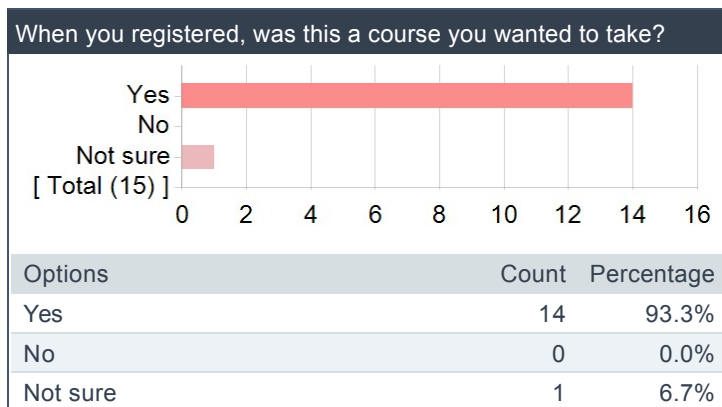
How would you rate the physical environment of the class?



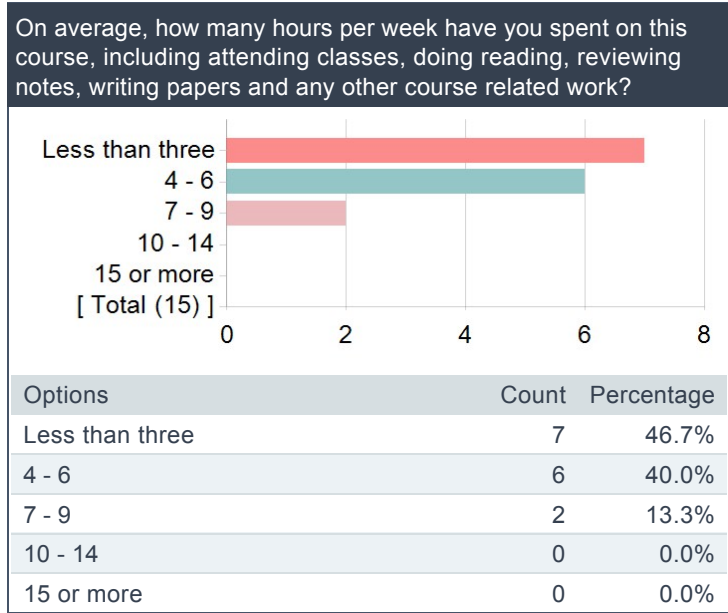
What best describes why you are taking this course?



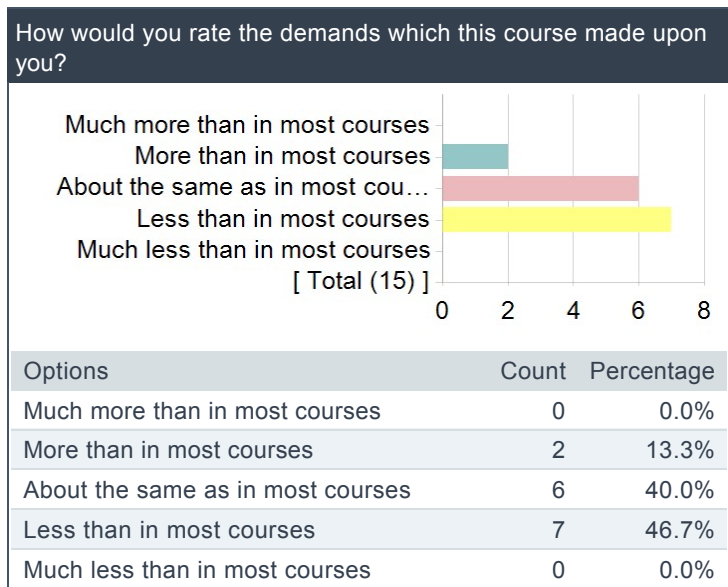
When you registered, was this a course you wanted to take?



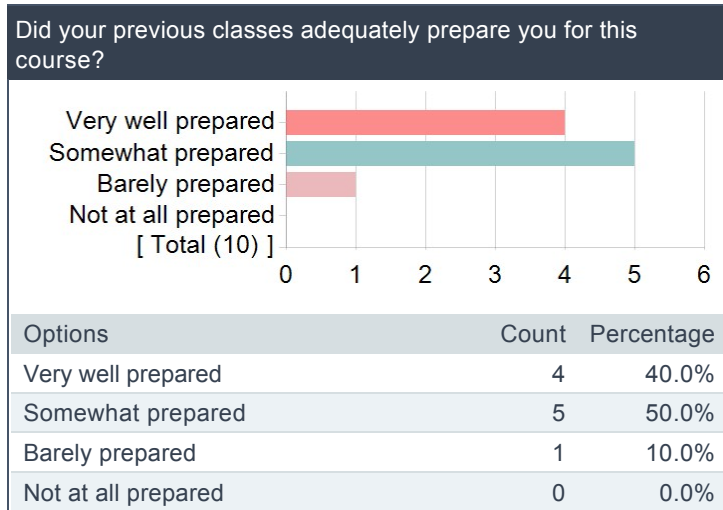
On average, how many hours per week have you spent on this course, including attending classes, doing reading, reviewing notes, writing papers and any other course related work?



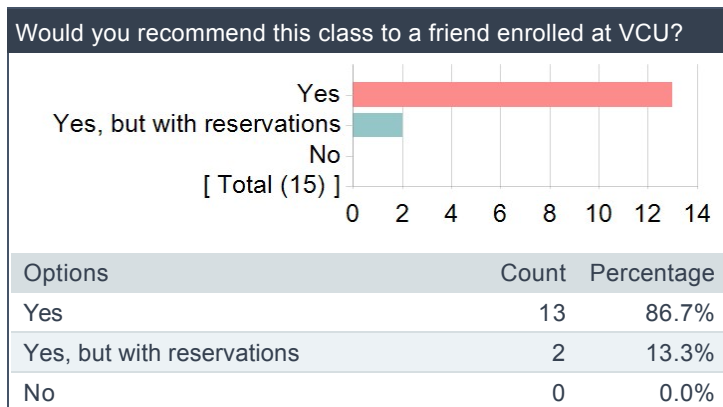
How would you rate the demands which this course made upon you?



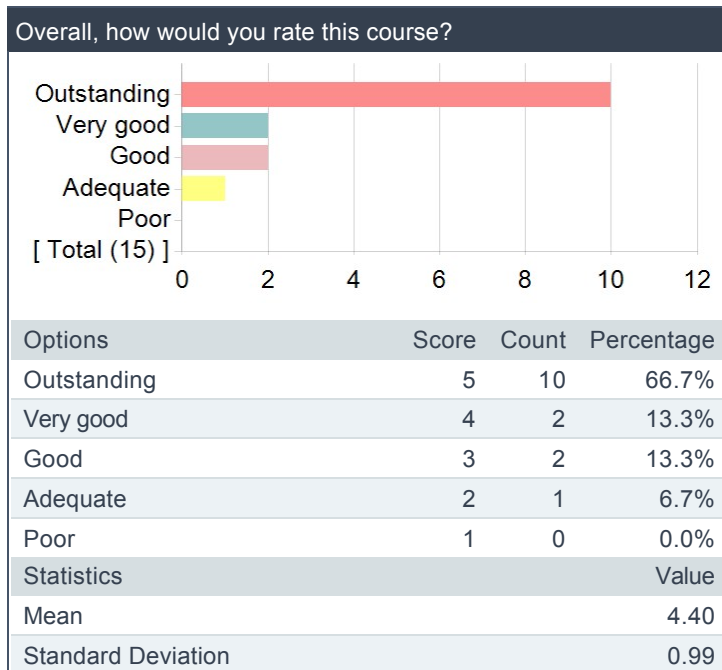
Did your previous classes adequately prepare you for this course?



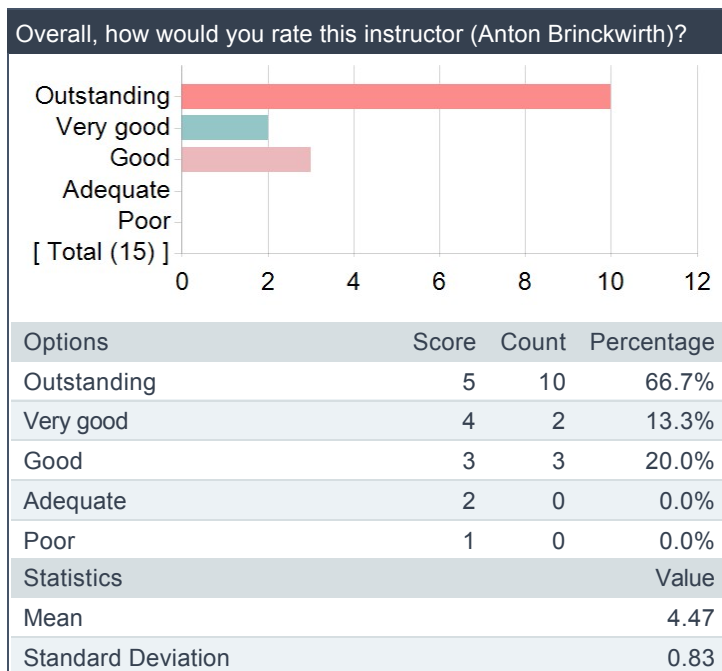
Would you recommend this class to a friend enrolled at VCU?



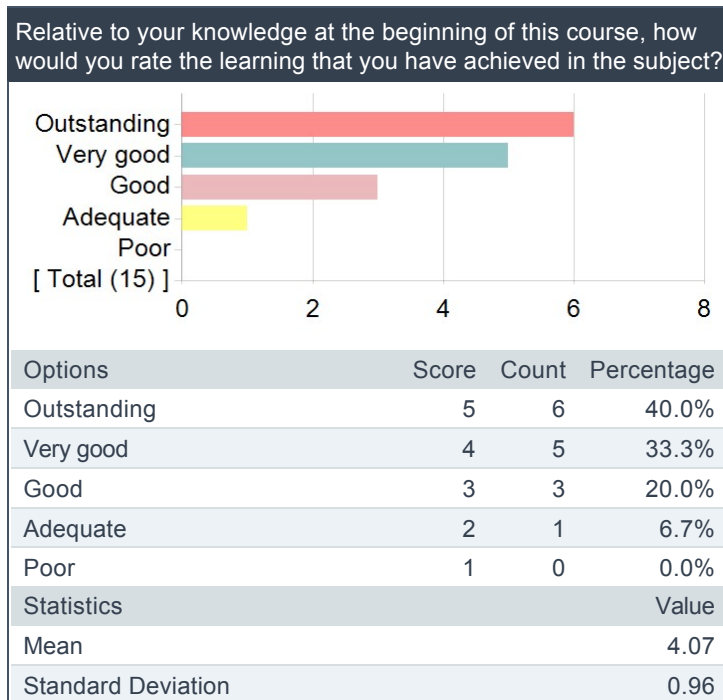
Overall, how would you rate this course?



Overall, how would you rate this instructor (Anton Brinckwirth)?



Relative to your knowledge at the beginning of this course, how would you rate the learning that you have achieved in the subject?



Additional Comments for Anton Brinckwirth

Comments
<p>Professor Brinckwirth, You have done a phenomenal job stimulating conversation among students about serious issues touched on the films. You humbly recognize the limits of your knowledge and always made an effort to point out the nuance of specific topics of discussion. You fostered an ambiance in which we felt comfortable to relay our ideas even if they needed refinement; you allowed us to work through the articulation of our ideas, which enabled us to not only develop our Spanish but our skills of argumentation as well. You embody distinguished professorship as you take in interest in the success of your students and make a relatively big class feel small; I hope to one day teach as passionately as you. I know these evaluations are meant to be anonymous but screw that. Saludos, Roberto Chavez</p>
<p>Try finding movies for the course more accessible for everyone, or even more copies placed in centers considering you have two classes watching the same movie at the same time.</p>
<p>Professor Brinckwirth is the most genuine, caring instructor I've encountered in my time at VCU. So many professors are performative in their support of students, but Professor Brinckwirth really does care about the success and welfare of his class. He prioritizes class discussions, making sure that everyone has the chance to contribute to the themes in question. He goes out of his way to make sure that everyone has the opportunity to succeed in his class, and has a remarkable ability to make every student feel important. Professor Brinckwirth is a credit to the Foreign Language Program and to VCU as a whole.</p>
<p>He is an excellent professor. The movies he chose highlighted different social issues and allowed for productive discussions in the classroom. He himself was a great moderator and was understanding of both perspectives or how some ideas came to be. If he didn't know something or erred, he would do further research then admit his error and convey what is true.</p>
<p>wish we had more required spanish discussions, some people would talk in english and i feel like we couldve helped our spanish if we all talked more in the language</p>
<p>There should be a way for students to access the movies easier. Half the time we went to the library for it the movies were not there. So, most of us had to spend money on renting movies.</p>
<p>Professor Brinckwirth is awesome.</p>

