



## Course Evaluation Report for SPAN 307-001 SPANISH CONVERSATION & FILM (Anton Brinckwirth)

2018 Spring Course Evaluation

### Subject Details

Term	Spring 2018
CRN	28997

**Creation Date** Mon, May 21, 2018



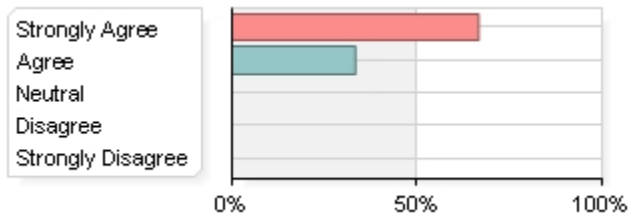
## Response Rate

Raters	Students
Responded	9
Invited	17
Response Ratio	52.9%

## Questions about instructor (Anton Brinckwirth)

Overall	Value
Mean	4.62
Standard Deviation	0.65

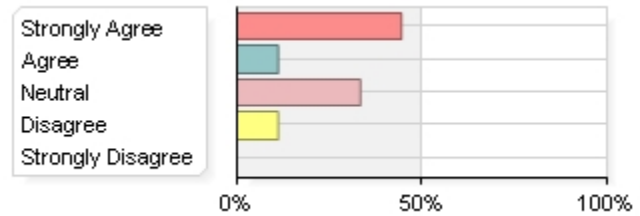
1. The instructor's classroom sessions stimulated my interest in the subject.



Options	Score	Count	Percentage
Strongly Agree	5	6	66.7%
Agree	4	3	33.3%
Neutral	3	0	0.0%
Disagree	2	0	0.0%
Strongly Disagree	1	0	0.0%

Statistics	Value
Mean	4.67
Standard Deviation	0.50

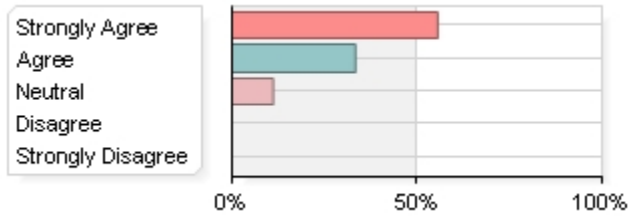
2. The instructor was well prepared for each class.



Options	Score	Count	Percentage
Strongly Agree	5	4	44.4%
Agree	4	1	11.1%
Neutral	3	3	33.3%
Disagree	2	1	11.1%
Strongly Disagree	1	0	0.0%

Statistics	Value
Mean	3.89
Standard Deviation	1.17

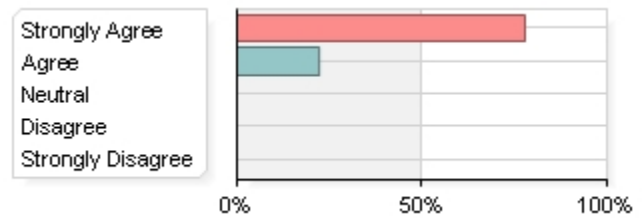
3. The instructor expressed ideas clearly.



Options	Score	Count	Percentage
Strongly Agree	5	5	55.6%
Agree	4	3	33.3%
Neutral	3	1	11.1%
Disagree	2	0	0.0%
Strongly Disagree	1	0	0.0%

Statistics	Value
Mean	4.44
Standard Deviation	0.73

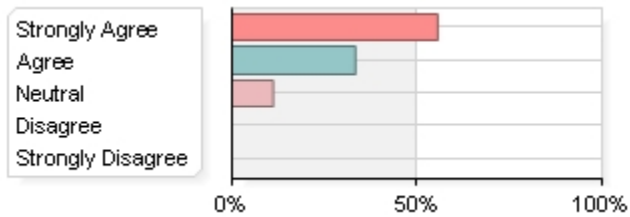
4. The instructor encouraged students to feel free to ask questions.



Options	Score	Count	Percentage
Strongly Agree	5	7	77.8%
Agree	4	2	22.2%
Neutral	3	0	0.0%
Disagree	2	0	0.0%
Strongly Disagree	1	0	0.0%

Statistics	Value
Mean	4.78
Standard Deviation	0.44

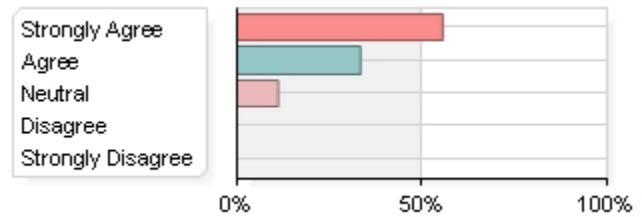
5. The instructor carefully answered questions raised by students.



Options	Score	Count	Percentage
Strongly Agree	5	5	55.6%
Agree	4	3	33.3%
Neutral	3	1	11.1%
Disagree	2	0	0.0%
Strongly Disagree	1	0	0.0%

Statistics	Value
Mean	4.44
Standard Deviation	0.73

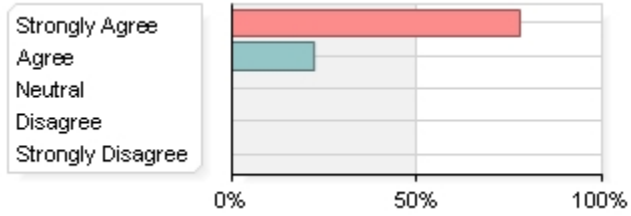
6. I received useful feedback from the instructor regarding my work in this course.



Options	Score	Count	Percentage
Strongly Agree	5	5	55.6%
Agree	4	3	33.3%
Neutral	3	1	11.1%
Disagree	2	0	0.0%
Strongly Disagree	1	0	0.0%

Statistics	Value
Mean	4.44
Standard Deviation	0.73

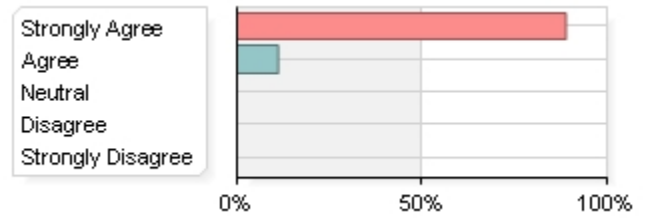
7. The instructor treated students with respect.



Options	Score	Count	Percentage
Strongly Agree	5	7	77.8%
Agree	4	2	22.2%
Neutral	3	0	0.0%
Disagree	2	0	0.0%
Strongly Disagree	1	0	0.0%

Statistics	Value
Mean	4.78
Standard Deviation	0.44

8. The instructor seemed genuinely interested in what they were teaching.

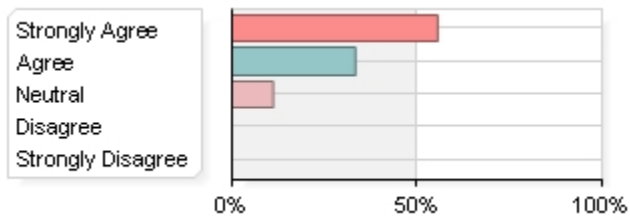


Options	Score	Count	Percentage
Strongly Agree	5	8	88.9%
Agree	4	1	11.1%
Neutral	3	0	0.0%
Disagree	2	0	0.0%
Strongly Disagree	1	0	0.0%

Statistics	Value
Mean	4.89
Standard Deviation	0.33

## Questions about instructor (Anton Brinckwirth) (continued)

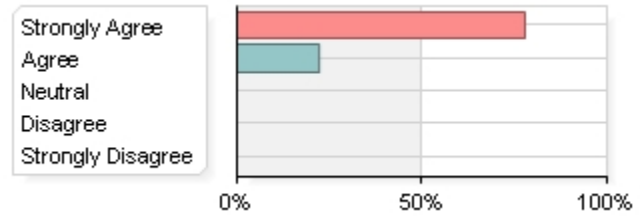
9. The instructor was readily available for consultation with students during office hours or by appointment.



Options	Score	Count	Percentage
Strongly Agree	5	5	55.6%
Agree	4	3	33.3%
Neutral	3	1	11.1%
Disagree	2	0	0.0%
Strongly Disagree	1	0	0.0%

Statistics	Value
Mean	4.44
Standard Deviation	0.73

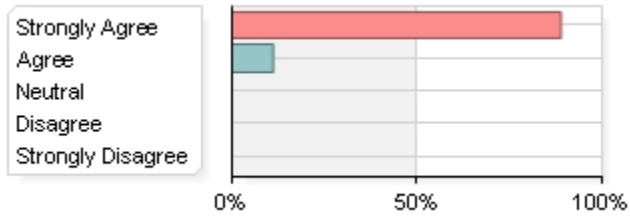
10. The instructor demonstrated applications of course material beyond the classroom.



Options	Score	Count	Percentage
Strongly Agree	5	7	77.8%
Agree	4	2	22.2%
Neutral	3	0	0.0%
Disagree	2	0	0.0%
Strongly Disagree	1	0	0.0%

Statistics	Value
Mean	4.78
Standard Deviation	0.44

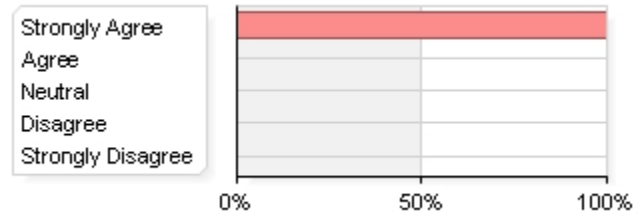
11. The instructor used online tools to improve learning in the course.



Options	Score	Count	Percentage
Strongly Agree	5	8	88.9%
Agree	4	1	11.1%
Neutral	3	0	0.0%
Disagree	2	0	0.0%
Strongly Disagree	1	0	0.0%

Statistics	Value
Mean	4.89
Standard Deviation	0.33

12. The instructor used online learning tools to improve teaching in the course.



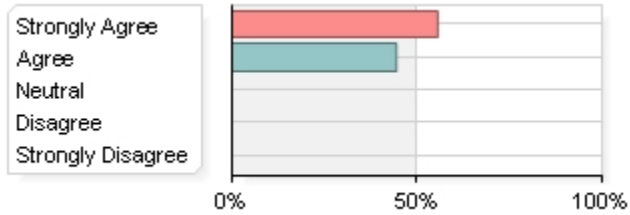
Options	Score	Count	Percentage
Strongly Agree	5	9	100.0%
Agree	4	0	0.0%
Neutral	3	0	0.0%
Disagree	2	0	0.0%
Strongly Disagree	1	0	0.0%

Statistics	Value
Mean	5.00
Standard Deviation	0.00

## Questions about course

Overall	Value
Mean	4.60
Standard Deviation	0.60

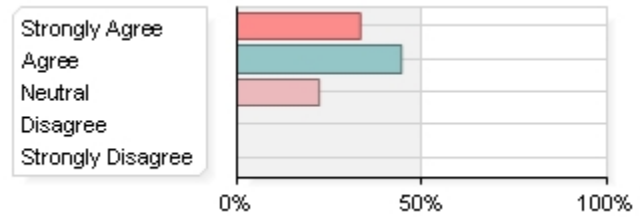
1. I have become more competent in this area because of this course.



Options	Score	Count	Percentage
Strongly Agree	5	5	55.6%
Agree	4	4	44.4%
Neutral	3	0	0.0%
Disagree	2	0	0.0%
Strongly Disagree	1	0	0.0%

Statistics	Value
Mean	4.56
Standard Deviation	0.53

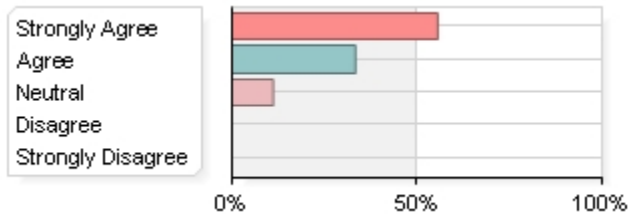
2. The course was well organized.



Options	Score	Count	Percentage
Strongly Agree	5	3	33.3%
Agree	4	4	44.4%
Neutral	3	2	22.2%
Disagree	2	0	0.0%
Strongly Disagree	1	0	0.0%

Statistics	Value
Mean	4.11
Standard Deviation	0.78

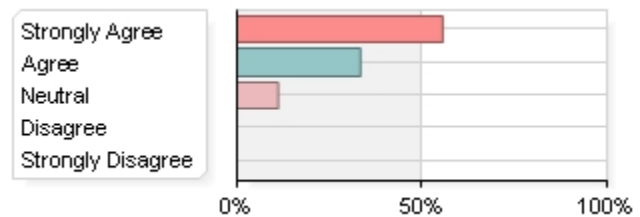
3. The course assignments were clearly specified.



Options	Score	Count	Percentage
Strongly Agree	5	5	55.6%
Agree	4	3	33.3%
Neutral	3	1	11.1%
Disagree	2	0	0.0%
Strongly Disagree	1	0	0.0%

Statistics	Value
Mean	4.44
Standard Deviation	0.73

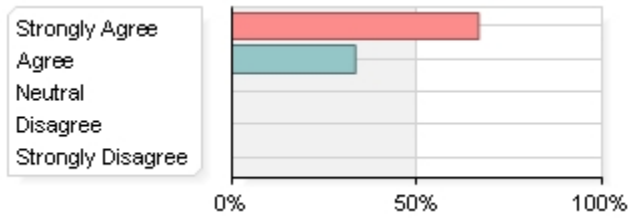
4. The assignments were helpful in acquiring a better understanding of course materials.



Options	Score	Count	Percentage
Strongly Agree	5	5	55.6%
Agree	4	3	33.3%
Neutral	3	1	11.1%
Disagree	2	0	0.0%
Strongly Disagree	1	0	0.0%

Statistics	Value
Mean	4.44
Standard Deviation	0.73

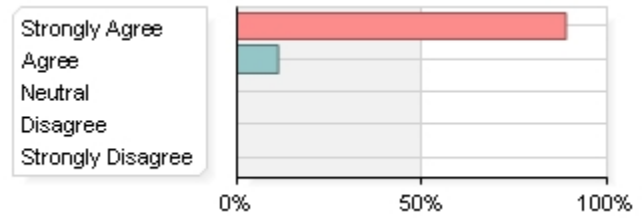
5. The course allowed me to learn from other students.



Options	Score	Count	Percentage
Strongly Agree	5	6	66.7%
Agree	4	3	33.3%
Neutral	3	0	0.0%
Disagree	2	0	0.0%
Strongly Disagree	1	0	0.0%

Statistics	Value
Mean	4.67
Standard Deviation	0.50

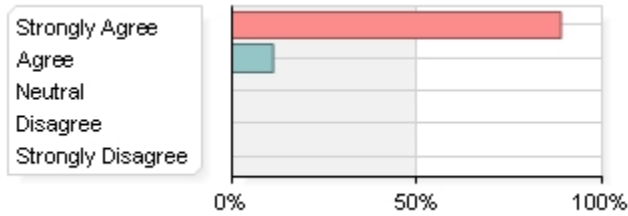
6. Classroom discussions were a valuable part of the course.



Options	Score	Count	Percentage
Strongly Agree	5	8	88.9%
Agree	4	1	11.1%
Neutral	3	0	0.0%
Disagree	2	0	0.0%
Strongly Disagree	1	0	0.0%

Statistics	Value
Mean	4.89
Standard Deviation	0.33

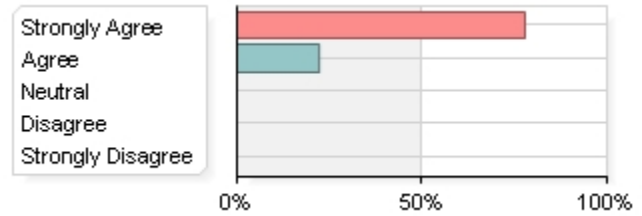
7. The tests/evaluations in this course were directly related to assignments, classroom discussions, and other planned activities.



Options	Score	Count	Percentage
Strongly Agree	5	8	88.9%
Agree	4	1	11.1%
Neutral	3	0	0.0%
Disagree	2	0	0.0%
Strongly Disagree	1	0	0.0%

Statistics	Value
Mean	4.89
Standard Deviation	0.33

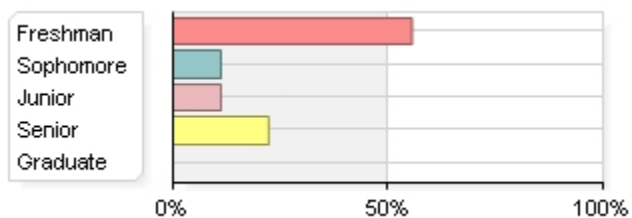
8. Student responsibilities (being prepared for class, classroom participation, group projects, etc.) were well defined in this course.



Options	Score	Count	Percentage
Strongly Agree	5	7	77.8%
Agree	4	2	22.2%
Neutral	3	0	0.0%
Disagree	2	0	0.0%
Strongly Disagree	1	0	0.0%

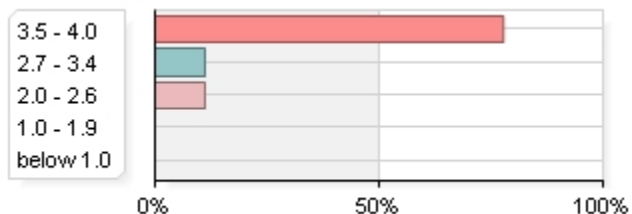
Statistics	Value
Mean	4.78
Standard Deviation	0.44

**What is your class level? (If you are a special student, please choose the category that best describes you.)**



Options	Count	Percentage
Freshman	5	55.6%
Sophomore	1	11.1%
Junior	1	11.1%
Senior	2	22.2%
Graduate	0	0.0%

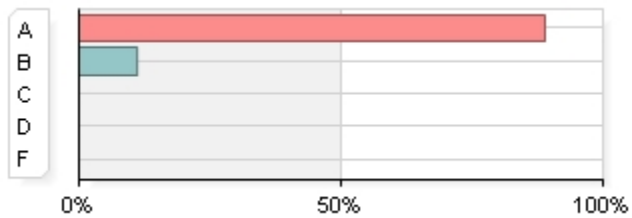
**What was your overall grade point average (GPA) at the beginning of the semester?**



Options	Count	Percentage
3.5 - 4.0	7	77.8%
2.7 - 3.4	1	11.1%
2.0 - 2.6	1	11.1%
1.0 - 1.9	0	0.0%
below 1.0	0	0.0%

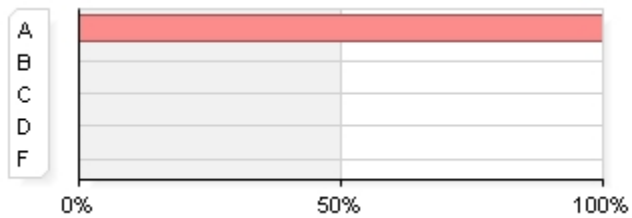


### What grade do you expect to earn in this course?



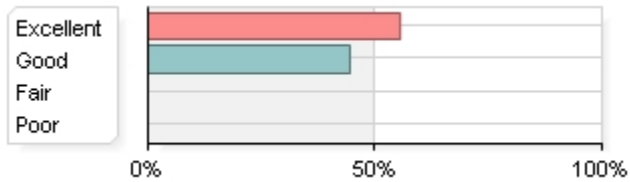
Options	Count	Percentage
A	8	88.9%
B	1	11.1%
C	0	0.0%
D	0	0.0%
F	0	0.0%

### What grade do you feel you deserve in this course?



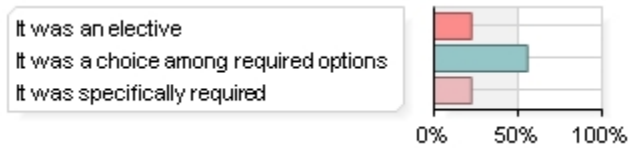
Options	Count	Percentage
A	9	100.0%
B	0	0.0%
C	0	0.0%
D	0	0.0%
F	0	0.0%

### How would you rate the physical environment of the class?



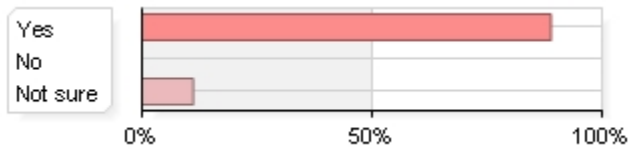
Options	Count	Percentage
Excellent	5	55.6%
Good	4	44.4%
Fair	0	0.0%
Poor	0	0.0%

### What best describes why you are taking this course?



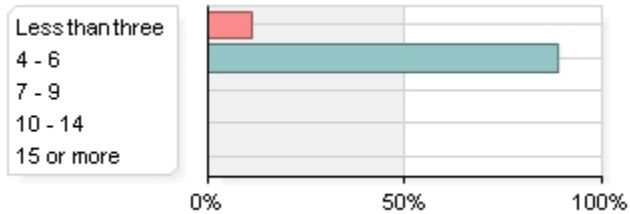
Options	Count	Percentage
It was an elective	2	22.2%
It was a choice among required options	5	55.6%
It was specifically required	2	22.2%

### When you registered, was this a course you wanted to take?



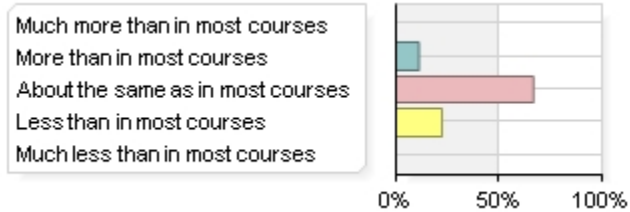
Options	Count	Percentage
Yes	8	88.9%
No	0	0.0%
Not sure	1	11.1%

**On average, how many hours per week have you spent on this course, including attending classes, doing reading, reviewing notes, writing papers and any other course related work?**



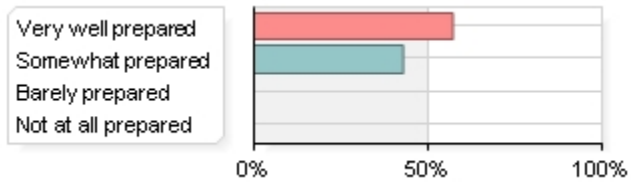
Options	Count	Percentage
Less than three	1	11.1%
4 - 6	8	88.9%
7 - 9	0	0.0%
10 - 14	0	0.0%
15 or more	0	0.0%

**How would you rate the demands which this course made upon you?**



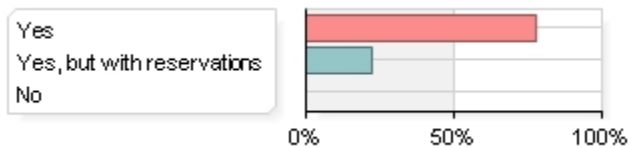
Options	Count	Percentage
Much more than in most courses	0	0.0%
More than in most courses	1	11.1%
About the same as in most courses	6	66.7%
Less than in most courses	2	22.2%
Much less than in most courses	0	0.0%

### Did your previous classes adequately prepare you for this course?



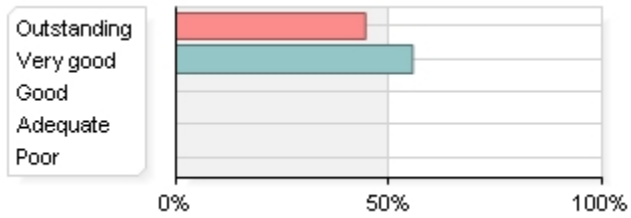
Options	Count	Percentage
Very well prepared	4	57.1%
Somewhat prepared	3	42.9%
Barely prepared	0	0.0%
Not at all prepared	0	0.0%

### Would you recommend this class to a friend enrolled at VCU?



Options	Count	Percentage
Yes	7	77.8%
Yes, but with reservations	2	22.2%
No	0	0.0%

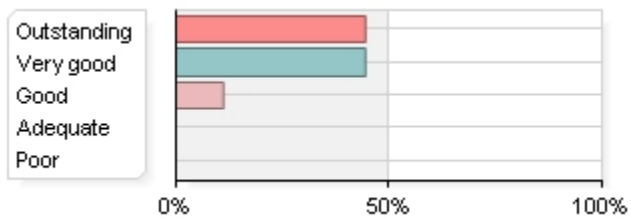
### Overall, how would you rate this course?



Options	Score	Count	Percentage
Outstanding	5	4	44.4%
Very good	4	5	55.6%
Good	3	0	0.0%
Adequate	2	0	0.0%
Poor	1	0	0.0%

Statistics	Value
Mean	4.44
Standard Deviation	0.53

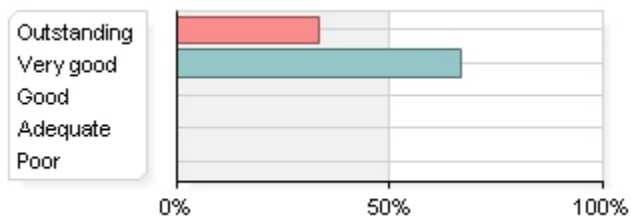
### Overall, how would you rate this instructor (Anton Brinckwirth)?



Options	Score	Count	Percentage
Outstanding	5	4	44.4%
Very good	4	4	44.4%
Good	3	1	11.1%
Adequate	2	0	0.0%
Poor	1	0	0.0%

Statistics	Value
Mean	4.33
Standard Deviation	0.71

## Relative to your knowledge at the beginning of this course, how would you rate the learning that you have achieved in the subject?



Options	Score	Count	Percentage
Outstanding	5	3	33.3%
Very good	4	6	66.7%
Good	3	0	0.0%
Adequate	2	0	0.0%
Poor	1	0	0.0%

Statistics	Value
Mean	4.33
Standard Deviation	0.50

## Additional Comments for Anton Brinckwirth

### Comments

I loved the opportunity to do Teletandem with foreign students to be able to speak Spanish with them. All the films were interesting, but Dr. Brinckwirth seemed to usually be the only one to talk in class. Although he tried to engage students, it typically ended up just being him talking, maybe this was due to timidness of students?

Gracias por tu tiempo de enseñar el español en una manera que es muy creativo, genial y importante. Tu conocimiento del español es algo que me ayudará en el futuro. ¡Muchísimas gracias!

This professor clearly loves what he is teaching and genuinely cares for his students. The teletandem sessions with Mexican and Colombian students were a particular highlight of the semester than strengthened by Spanish skills overall and allowed me to make international friends.

I loved this class and the professor so much and would recommend it to anyone, whether or not they like cinema specifically. The topics the movies touched on were all so different and needed to be talked about, so I'm glad we watched the ones we did. Overall, one of my favorite courses.

He is awesome and super helpful.