

Course evaluation report
Fall 2019 - SPAN 307-002 SPANISH CONVERSATION & FILM (37863)
Anton Brinckwirth

Response Rate

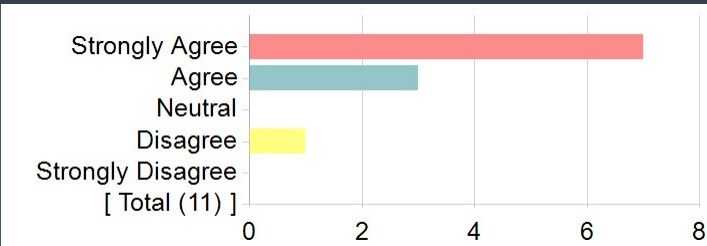
Raters	Students
Responded	11
Invited	16
Response Ratio	68.8%

Questions about instructor (Anton Brinckwirth)

Overall	Value
Mean	4.63
Standard Deviation	0.84

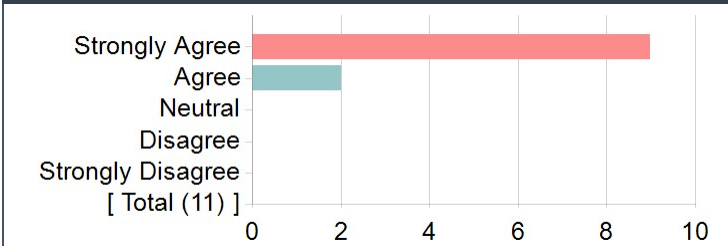
1. The instructor's classroom sessions stimulated my interest in the subject.	2. The instructor was well prepared for each class.																																																																								
<p>Strongly Agree Agree Neutral Disagree Strongly Disagree [Total (11)]</p>	<p>Strongly Agree Agree Neutral Disagree Strongly Disagree [Total (11)]</p>																																																																								
<table border="1"> <thead> <tr> <th>Options</th> <th>Score</th> <th>Count</th> <th>Percentage</th> </tr> </thead> <tbody> <tr> <td>Strongly Agree</td> <td>5</td> <td>7</td> <td>63.6%</td> </tr> <tr> <td>Agree</td> <td>4</td> <td>3</td> <td>27.3%</td> </tr> <tr> <td>Neutral</td> <td>3</td> <td>0</td> <td>0.0%</td> </tr> <tr> <td>Disagree</td> <td>2</td> <td>1</td> <td>9.1%</td> </tr> <tr> <td>Strongly Disagree</td> <td>1</td> <td>0</td> <td>0.0%</td> </tr> <tr> <td>Statistics</td> <td></td> <td>Value</td> <td></td> </tr> <tr> <td>Mean</td> <td></td> <td></td> <td>4.45</td> </tr> <tr> <td>Standard Deviation</td> <td></td> <td></td> <td>0.93</td> </tr> </tbody> </table>	Options	Score	Count	Percentage	Strongly Agree	5	7	63.6%	Agree	4	3	27.3%	Neutral	3	0	0.0%	Disagree	2	1	9.1%	Strongly Disagree	1	0	0.0%	Statistics		Value		Mean			4.45	Standard Deviation			0.93	<table border="1"> <thead> <tr> <th>Options</th> <th>Score</th> <th>Count</th> <th>Percentage</th> </tr> </thead> <tbody> <tr> <td>Strongly Agree</td> <td>5</td> <td>7</td> <td>63.6%</td> </tr> <tr> <td>Agree</td> <td>4</td> <td>2</td> <td>18.2%</td> </tr> <tr> <td>Neutral</td> <td>3</td> <td>0</td> <td>0.0%</td> </tr> <tr> <td>Disagree</td> <td>2</td> <td>1</td> <td>9.1%</td> </tr> <tr> <td>Strongly Disagree</td> <td>1</td> <td>1</td> <td>9.1%</td> </tr> <tr> <td>Statistics</td> <td></td> <td>Value</td> <td></td> </tr> <tr> <td>Mean</td> <td></td> <td></td> <td>4.18</td> </tr> <tr> <td>Standard Deviation</td> <td></td> <td></td> <td>1.40</td> </tr> </tbody> </table>	Options	Score	Count	Percentage	Strongly Agree	5	7	63.6%	Agree	4	2	18.2%	Neutral	3	0	0.0%	Disagree	2	1	9.1%	Strongly Disagree	1	1	9.1%	Statistics		Value		Mean			4.18	Standard Deviation			1.40
Options	Score	Count	Percentage																																																																						
Strongly Agree	5	7	63.6%																																																																						
Agree	4	3	27.3%																																																																						
Neutral	3	0	0.0%																																																																						
Disagree	2	1	9.1%																																																																						
Strongly Disagree	1	0	0.0%																																																																						
Statistics		Value																																																																							
Mean			4.45																																																																						
Standard Deviation			0.93																																																																						
Options	Score	Count	Percentage																																																																						
Strongly Agree	5	7	63.6%																																																																						
Agree	4	2	18.2%																																																																						
Neutral	3	0	0.0%																																																																						
Disagree	2	1	9.1%																																																																						
Strongly Disagree	1	1	9.1%																																																																						
Statistics		Value																																																																							
Mean			4.18																																																																						
Standard Deviation			1.40																																																																						

3. The instructor expressed ideas clearly.



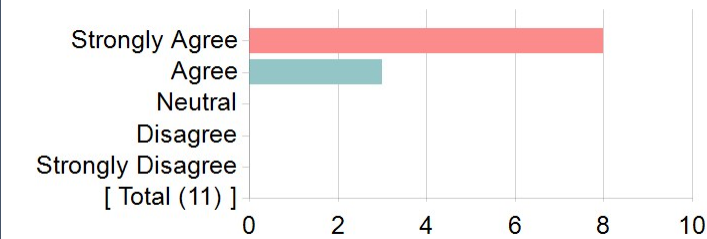
Options	Score	Count	Percentage
Strongly Agree	5	7	63.6%
Agree	4	3	27.3%
Neutral	3	0	0.0%
Disagree	2	1	9.1%
Strongly Disagree	1	0	0.0%
Statistics			Value
Mean			4.45
Standard Deviation			0.93

4. The instructor encouraged students to feel free to ask questions.



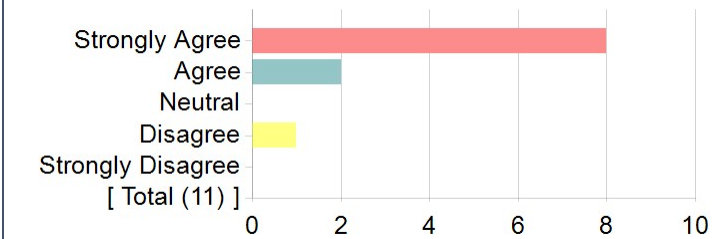
Options	Score	Count	Percentage
Strongly Agree	5	9	81.8%
Agree	4	2	18.2%
Neutral	3	0	0.0%
Disagree	2	0	0.0%
Strongly Disagree	1	0	0.0%
Statistics			Value
Mean			4.82
Standard Deviation			0.40

5. The instructor carefully answered questions raised by students.



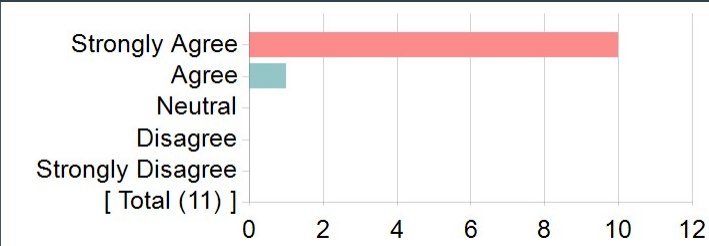
Options	Score	Count	Percentage
Strongly Agree	5	8	72.7%
Agree	4	3	27.3%
Neutral	3	0	0.0%
Disagree	2	0	0.0%
Strongly Disagree	1	0	0.0%
Statistics			Value
Mean			4.73
Standard Deviation			0.47

6. I received useful feedback from the instructor regarding my work in this course.



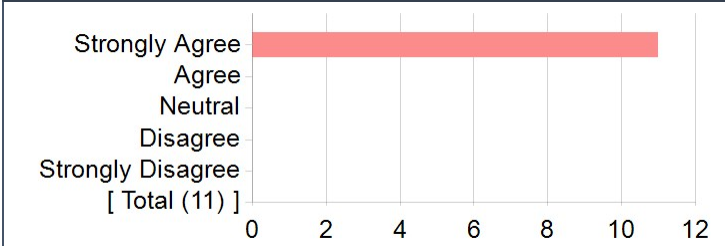
Options	Score	Count	Percentage
Strongly Agree	5	8	72.7%
Agree	4	2	18.2%
Neutral	3	0	0.0%
Disagree	2	1	9.1%
Strongly Disagree	1	0	0.0%
Statistics			Value
Mean			4.55
Standard Deviation			0.93

7. The instructor treated students with respect.



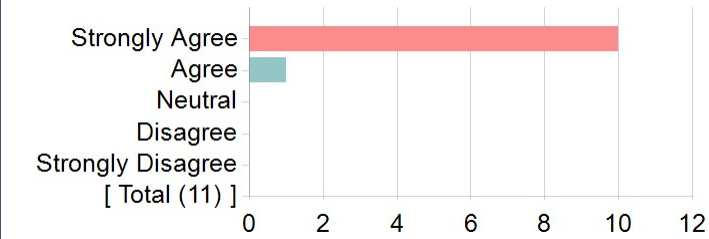
Options	Score	Count	Percentage
Strongly Agree	5	10	90.9%
Agree	4	1	9.1%
Neutral	3	0	0.0%
Disagree	2	0	0.0%
Strongly Disagree	1	0	0.0%
Statistics			Value
Mean			4.91
Standard Deviation			0.30

8. The instructor seemed genuinely interested in what they were teaching.



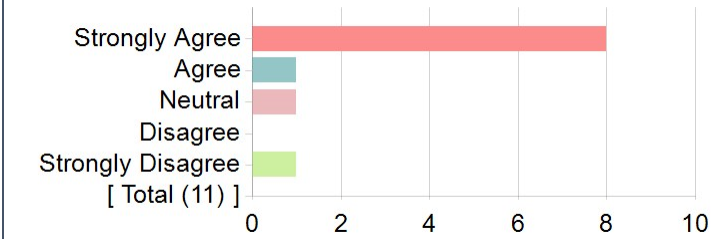
Options	Score	Count	Percentage
Strongly Agree	5	11	100.0%
Agree	4	0	0.0%
Neutral	3	0	0.0%
Disagree	2	0	0.0%
Strongly Disagree	1	0	0.0%
Statistics			Value
Mean			5.00
Standard Deviation			0.00

9. The instructor was readily available for consultation with students during office hours or by appointment.



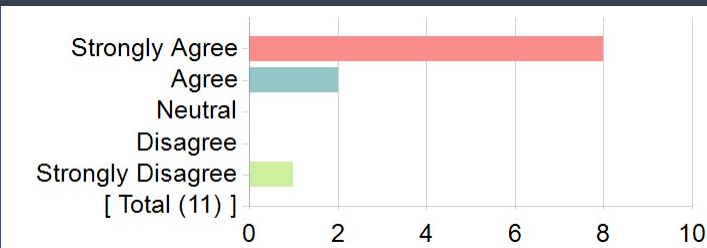
Options	Score	Count	Percentage
Strongly Agree	5	10	90.9%
Agree	4	1	9.1%
Neutral	3	0	0.0%
Disagree	2	0	0.0%
Strongly Disagree	1	0	0.0%
Statistics			Value
Mean			4.91
Standard Deviation			0.30

10. The instructor demonstrated applications of course material beyond the classroom.



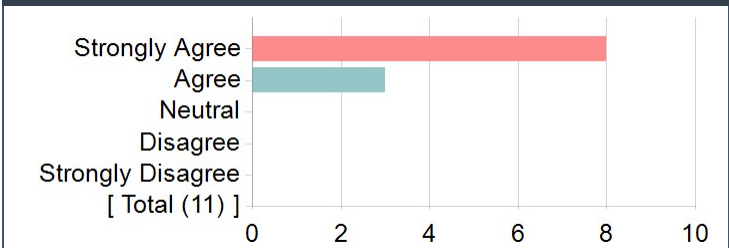
Options	Score	Count	Percentage
Strongly Agree	5	8	72.7%
Agree	4	1	9.1%
Neutral	3	1	9.1%
Disagree	2	0	0.0%
Strongly Disagree	1	1	9.1%
Statistics			Value
Mean			4.36
Standard Deviation			1.29

11. The instructor used online tools to improve learning in the course.



Options	Score	Count	Percentage
Strongly Agree	5	8	72.7%
Agree	4	2	18.2%
Neutral	3	0	0.0%
Disagree	2	0	0.0%
Strongly Disagree	1	1	9.1%
Statistics			Value
Mean			4.45
Standard Deviation			1.21

12. The instructor used online learning tools to improve teaching in the course.

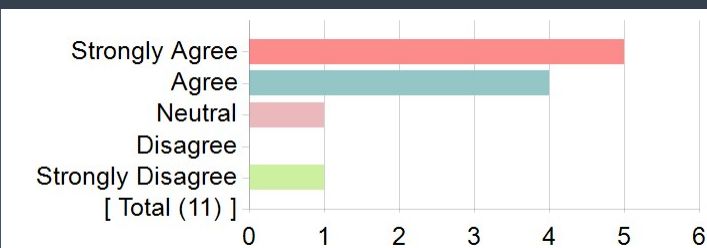


Options	Score	Count	Percentage
Strongly Agree	5	8	72.7%
Agree	4	3	27.3%
Neutral	3	0	0.0%
Disagree	2	0	0.0%
Strongly Disagree	1	0	0.0%
Statistics			Value
Mean			4.73
Standard Deviation			0.47

Questions about course

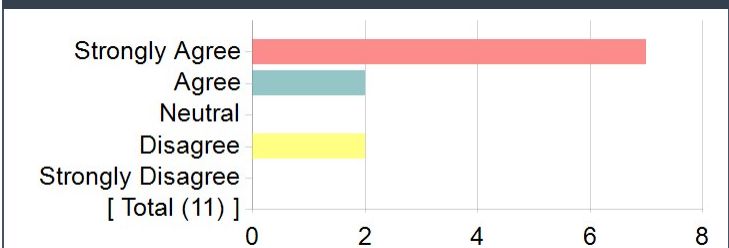
Overall	Value
Mean	4.34
Standard Deviation	1.07

1. I have become more competent in this area because of this course.



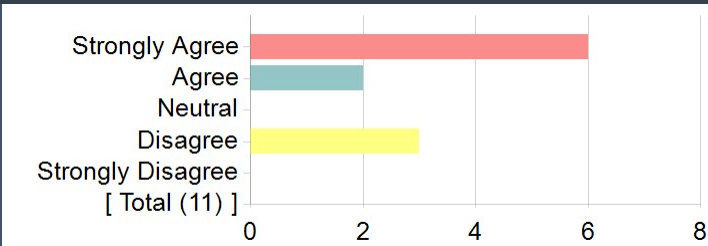
Options	Score	Count	Percentage
Strongly Agree	5	5	45.5%
Agree	4	4	36.4%
Neutral	3	1	9.1%
Disagree	2	0	0.0%
Strongly Disagree	1	1	9.1%
Statistics			Value
Mean			4.09
Standard Deviation			1.22

2. The course was well organized.



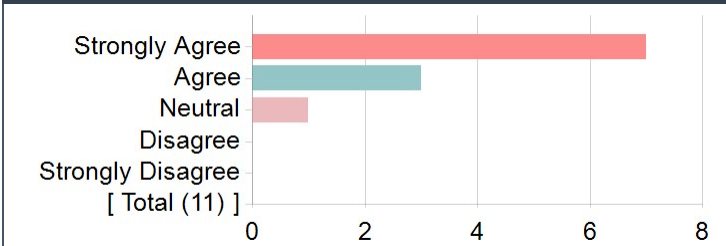
Options	Score	Count	Percentage
Strongly Agree	5	7	63.6%
Agree	4	2	18.2%
Neutral	3	0	0.0%
Disagree	2	2	18.2%
Strongly Disagree	1	0	0.0%
Statistics			Value
Mean			4.27
Standard Deviation			1.19

3. The course assignments were clearly specified.



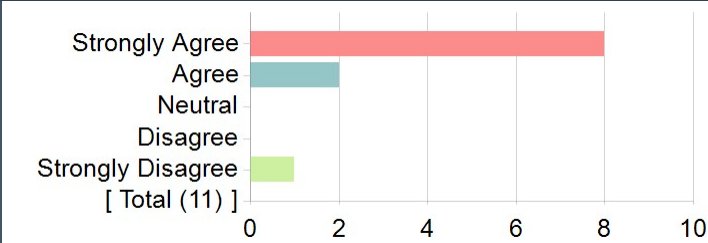
Options	Score	Count	Percentage
Strongly Agree	5	6	54.5%
Agree	4	2	18.2%
Neutral	3	0	0.0%
Disagree	2	3	27.3%
Strongly Disagree	1	0	0.0%
Statistics			Value
Mean			4.00
Standard Deviation			1.34

4. The assignments were helpful in acquiring a better understanding of course materials.



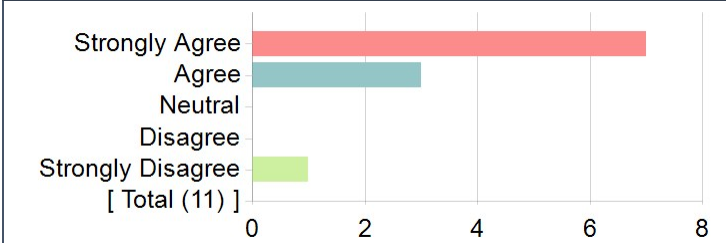
Options	Score	Count	Percentage
Strongly Agree	5	7	63.6%
Agree	4	3	27.3%
Neutral	3	1	9.1%
Disagree	2	0	0.0%
Strongly Disagree	1	0	0.0%
Statistics			Value
Mean			4.55
Standard Deviation			0.69

5. The course allowed me to learn from other students.



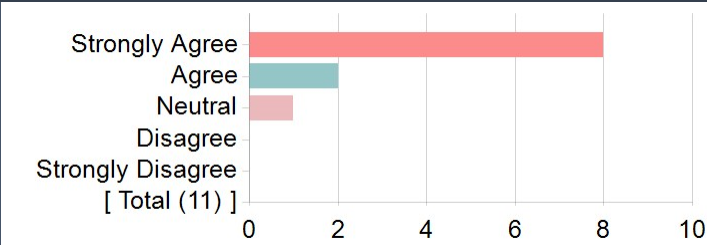
Options	Score	Count	Percentage
Strongly Agree	5	8	72.7%
Agree	4	2	18.2%
Neutral	3	0	0.0%
Disagree	2	0	0.0%
Strongly Disagree	1	1	9.1%
Statistics			Value
Mean			4.45
Standard Deviation			1.21

6. Classroom discussions were a valuable part of the course.



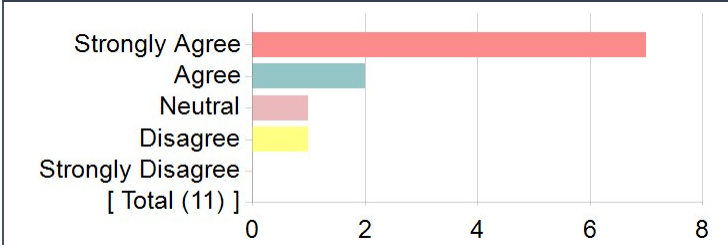
Options	Score	Count	Percentage
Strongly Agree	5	7	63.6%
Agree	4	3	27.3%
Neutral	3	0	0.0%
Disagree	2	0	0.0%
Strongly Disagree	1	1	9.1%
Statistics			Value
Mean			4.36
Standard Deviation			1.21

7. The tests/evaluations in this course were directly related to assignments, classroom discussions, and other planned activities.



Options	Score	Count	Percentage
Strongly Agree	5	8	72.7%
Agree	4	2	18.2%
Neutral	3	1	9.1%
Disagree	2	0	0.0%
Strongly Disagree	1	0	0.0%
Statistics			Value
Mean			4.64
Standard Deviation			0.67

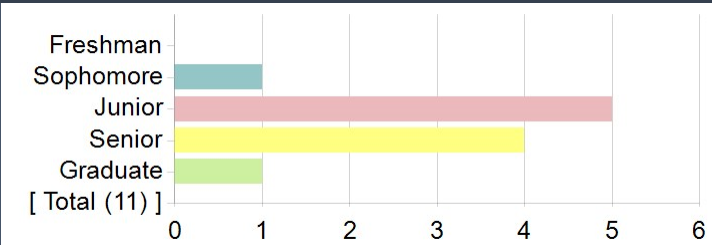
8. Student responsibilities (being prepared for class, classroom participation, group projects, etc.) were well defined in this course.



Options	Score	Count	Percentage
Strongly Agree	5	7	63.6%
Agree	4	2	18.2%
Neutral	3	1	9.1%
Disagree	2	1	9.1%
Strongly Disagree	1	0	0.0%
Statistics			Value
Mean			4.36
Standard Deviation			1.03

What is your class level? (If you are a special student, please choose the category that best describes you.)

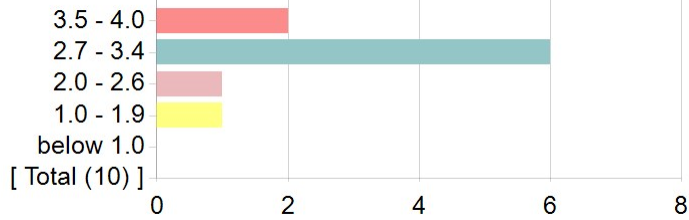
What is your class level? (If you are a special student, please choose the category that best describes you.)



Options	Count	Percentage
Freshman	0	0.0%
Sophomore	1	9.1%
Junior	5	45.5%
Senior	4	36.4%
Graduate	1	9.1%

What was your overall grade point average (GPA) at the beginning of the semester?

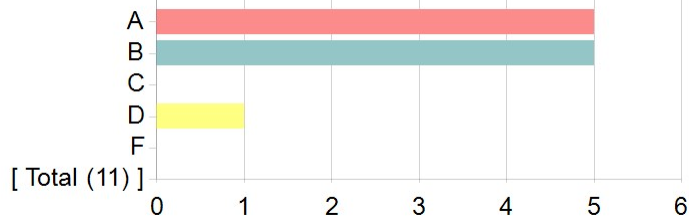
What was your overall grade point average (GPA) at the beginning of the semester?



Options	Count	Percentage
3.5 - 4.0	2	20.0%
2.7 - 3.4	6	60.0%
2.0 - 2.6	1	10.0%
1.0 - 1.9	1	10.0%
below 1.0	0	0.0%

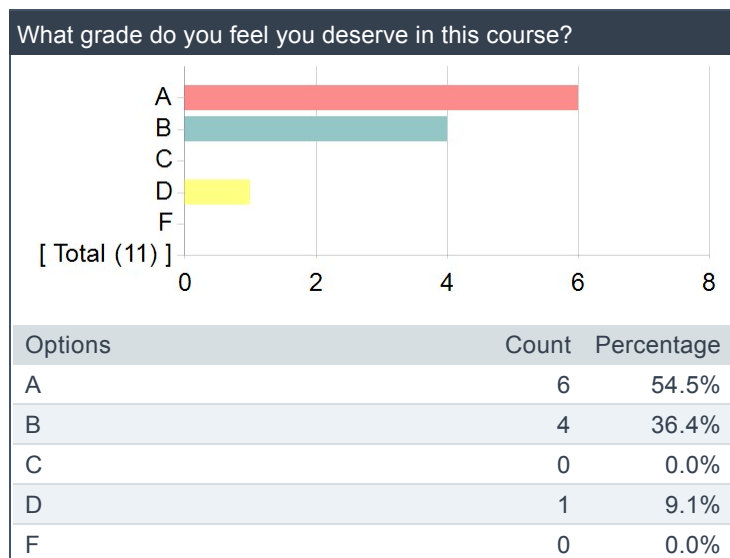
What grade do you expect to earn in this course?

What grade do you expect to earn in this course?

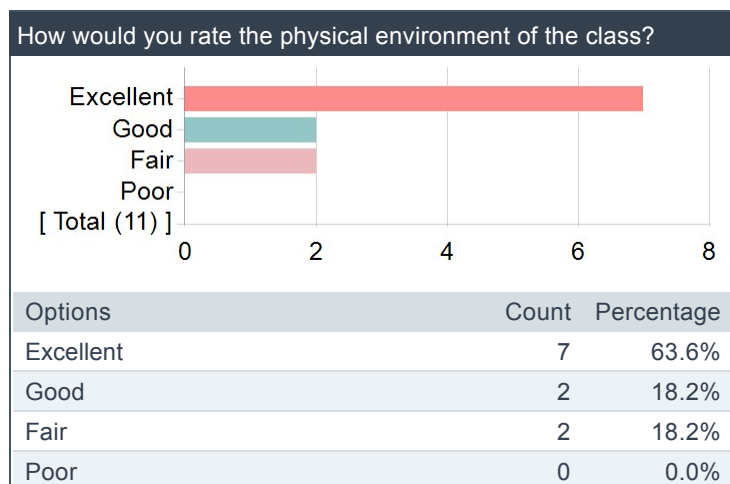


Options	Count	Percentage
A	5	45.5%
B	5	45.5%
C	0	0.0%
D	1	9.1%
F	0	0.0%

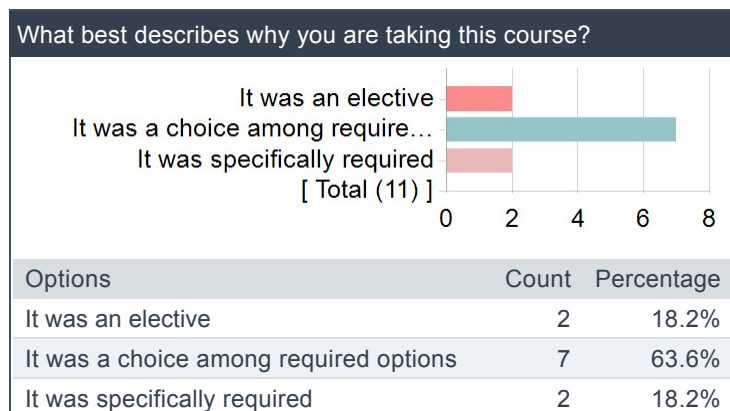
What grade do you feel you deserve in this course?



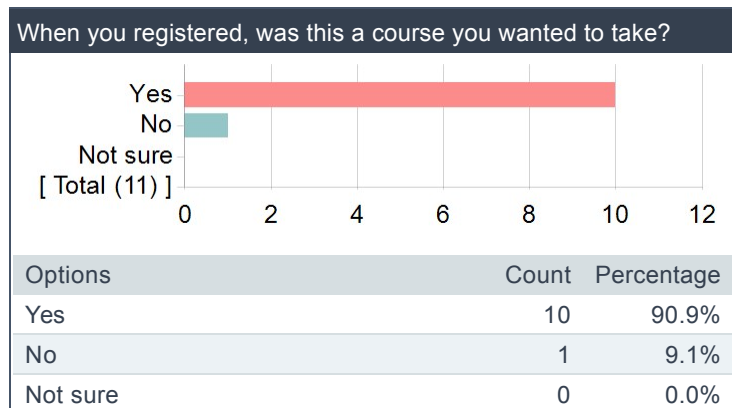
How would you rate the physical environment of the class?



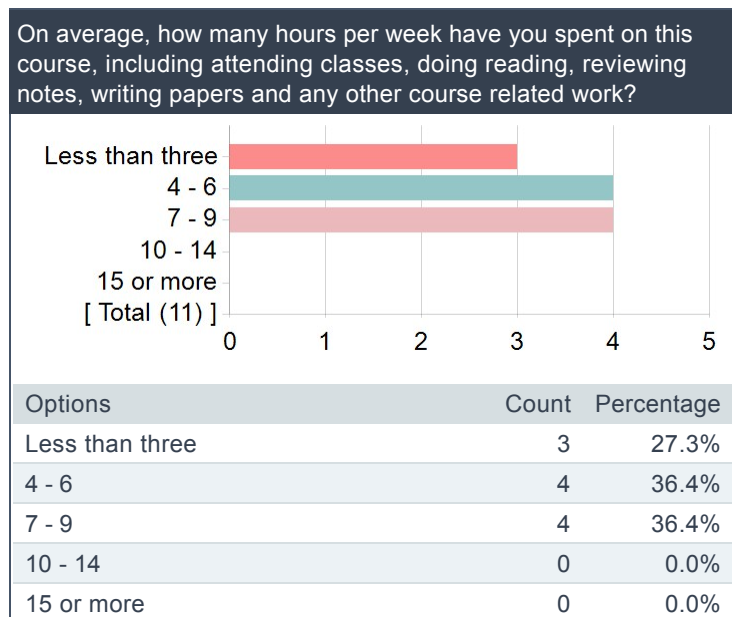
What best describes why you are taking this course?



When you registered, was this a course you wanted to take?

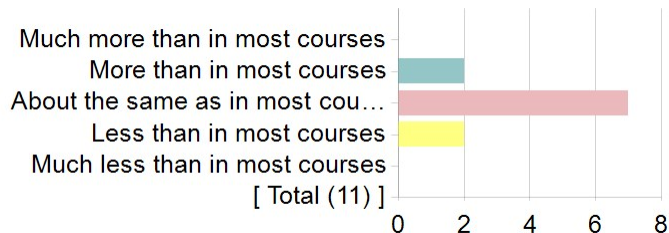


On average, how many hours per week have you spent on this course, including attending classes, doing reading, reviewing notes, writing papers and any other course related work?



How would you rate the demands which this course made upon you?

How would you rate the demands which this course made upon you?



Options	Count	Percentage
Much more than in most courses	0	0.0%
More than in most courses	2	18.2%
About the same as in most courses	7	63.6%
Less than in most courses	2	18.2%
Much less than in most courses	0	0.0%

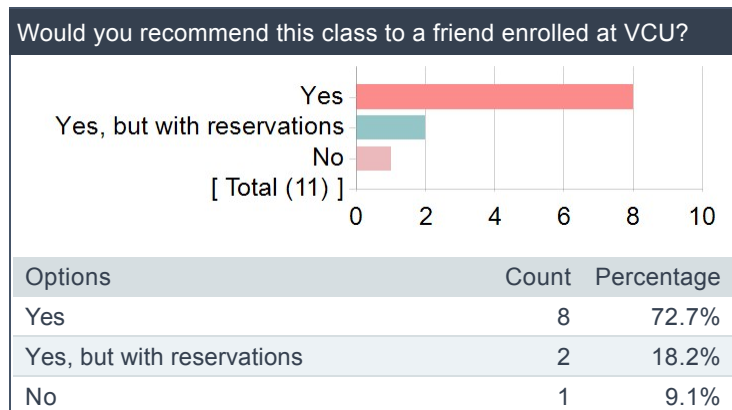
Did your previous classes adequately prepare you for this course?

Did your previous classes adequately prepare you for this course?




Options	Count	Percentage
Very well prepared	4	44.4%
Somewhat prepared	5	55.6%
Barely prepared	0	0.0%
Not at all prepared	0	0.0%

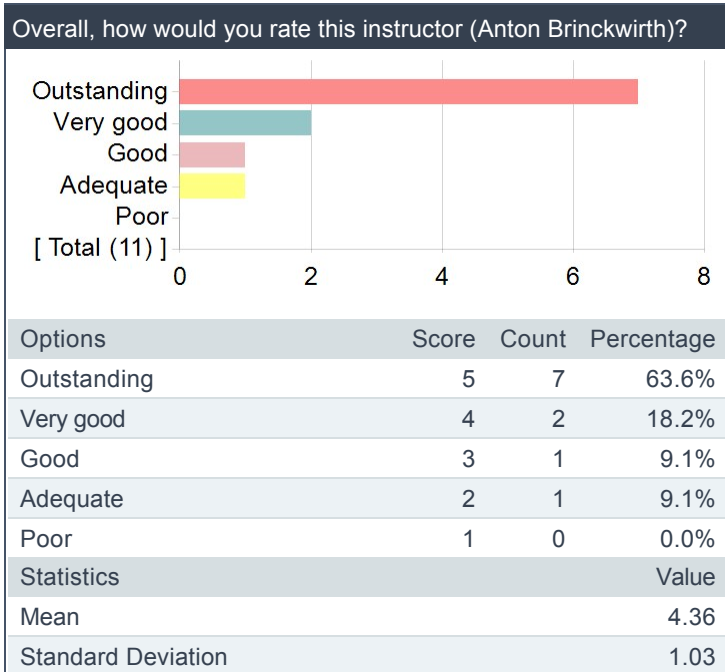
Would you recommend this class to a friend enrolled at VCU?



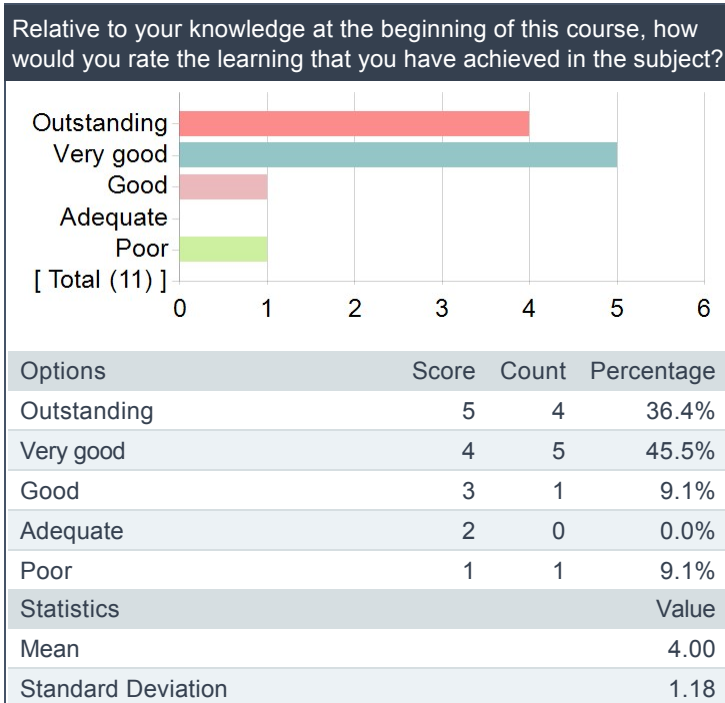
Overall, how would you rate this course?



Overall, how would you rate this instructor (Anton Brinckwirth)?



Relative to your knowledge at the beginning of this course, how would you rate the learning that you have achieved in the subject?



Additional Comments for Anton Brinckwirth

Comments

I really enjoyed this class and think you have a good idea of how it should run. However, it didn't really correlate into the learning experience simply because it was unorganized. If that had been a factor then you really would have had a great class. The idea of discussing solid themes in movies with the added factor of las temas is fantastic because it really allows me to actually practice with another student, especially someone who might have a completely different idea. Thanks for an interesting semester!

N/A

I would suggest not having tandem sessions outside of the class.

nice class, very nice professor.

One of the best professors I've had!

A very understanding and genuinely caring professor who treats all his students with respect and shows true passion for what he does

You created a very warm and welcoming environment. You always make everyone feel seen and welcome which I think is the most important in a classroom. You were very clear with expectations and always willing to help if needed.

rally good professor, i enjoyed the class.