

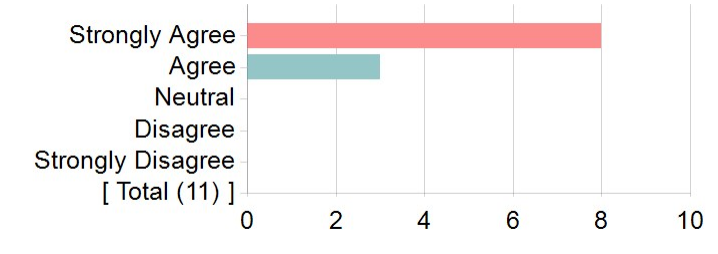
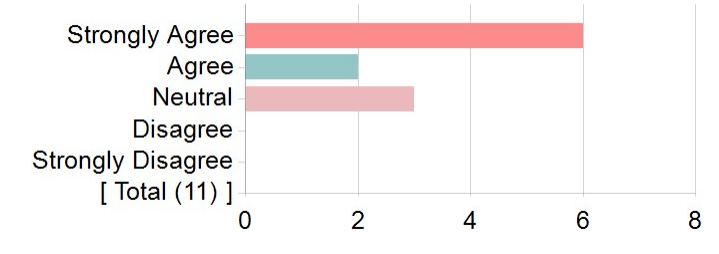
**Course evaluation report**  
**Fall 2019 - SPAN 307-001 SPANISH CONVERSATION & FILM (37862)**  
**Anton Brinckwirth**

**Response Rate**

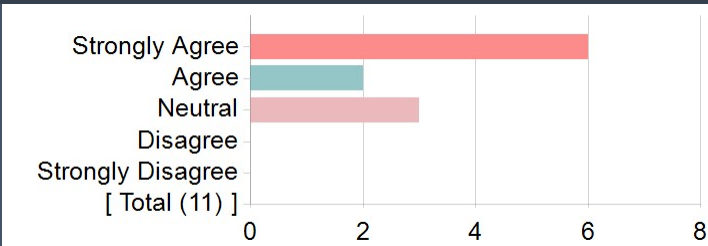
| Raters         | Students |
|----------------|----------|
| Responded      | 11       |
| Invited        | 15       |
| Response Ratio | 73.3%    |

**Questions about instructor (Anton Brinckwirth)**

| Overall            | Value |
|--------------------|-------|
| Mean               | 4.67  |
| Standard Deviation | 0.64  |

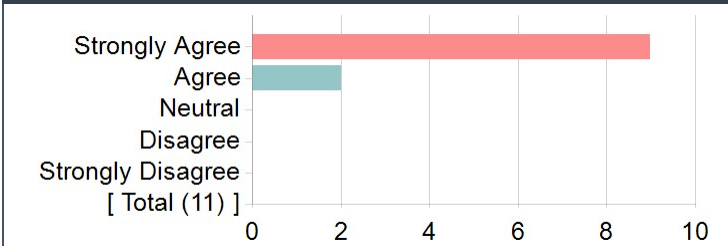
| 1. The instructor's classroom sessions stimulated my interest in the subject.   | 2. The instructor was well prepared for each class.                                 |              |            |            |                |   |   |       |       |   |   |       |         |   |   |      |          |   |   |      |                   |   |   |      |                   |  |              |  |      |  |  |      |                    |  |  |      |  |         |       |       |            |                |   |   |       |       |   |   |       |         |   |   |       |          |   |   |      |                   |   |   |      |                   |  |              |  |      |  |  |      |                    |  |  |      |
|---|---|--------------|------------|------------|----------------|---|---|-------|-------|---|---|-------|---------|---|---|------|----------|---|---|------|-------------------|---|---|------|-------------------|--|--------------|--|------|--|--|------|--------------------|--|--|------|--|---------|-------|-------|------------|----------------|---|---|-------|-------|---|---|-------|---------|---|---|-------|----------|---|---|------|-------------------|---|---|------|-------------------|--|--------------|--|------|--|--|------|--------------------|--|--|------|
|    |  |              |            |            |                |   |   |       |       |   |   |       |         |   |   |      |          |   |   |      |                   |   |   |      |                   |  |              |  |      |  |  |      |                    |  |  |      |  |         |       |       |            |                |   |   |       |       |   |   |       |         |   |   |       |          |   |   |      |                   |   |   |      |                   |  |              |  |      |  |  |      |                    |  |  |      |
| <table border="1"> <thead> <tr> <th>Options</th> <th>Score</th> <th>Count</th> <th>Percentage</th> </tr> </thead> <tbody> <tr> <td>Strongly Agree</td> <td>5</td> <td>8</td> <td>72.7%</td> </tr> <tr> <td>Agree</td> <td>4</td> <td>3</td> <td>27.3%</td> </tr> <tr> <td>Neutral</td> <td>3</td> <td>0</td> <td>0.0%</td> </tr> <tr> <td>Disagree</td> <td>2</td> <td>0</td> <td>0.0%</td> </tr> <tr> <td>Strongly Disagree</td> <td>1</td> <td>0</td> <td>0.0%</td> </tr> <tr> <td><b>Statistics</b></td> <td></td> <td><b>Value</b></td> <td></td> </tr> <tr> <td>Mean</td> <td></td> <td></td> <td>4.73</td> </tr> <tr> <td>Standard Deviation</td> <td></td> <td></td> <td>0.47</td> </tr> </tbody> </table> | Options   | Score        | Count      | Percentage | Strongly Agree | 5 | 8 | 72.7% | Agree | 4 | 3 | 27.3% | Neutral | 3 | 0 | 0.0% | Disagree | 2 | 0 | 0.0% | Strongly Disagree | 1 | 0 | 0.0% | <b>Statistics</b> |  | <b>Value</b> |  | Mean |  |  | 4.73 | Standard Deviation |  |  | 0.47 | <table border="1"> <thead> <tr> <th>Options</th> <th>Score</th> <th>Count</th> <th>Percentage</th> </tr> </thead> <tbody> <tr> <td>Strongly Agree</td> <td>5</td> <td>6</td> <td>54.5%</td> </tr> <tr> <td>Agree</td> <td>4</td> <td>2</td> <td>18.2%</td> </tr> <tr> <td>Neutral</td> <td>3</td> <td>3</td> <td>27.3%</td> </tr> <tr> <td>Disagree</td> <td>2</td> <td>0</td> <td>0.0%</td> </tr> <tr> <td>Strongly Disagree</td> <td>1</td> <td>0</td> <td>0.0%</td> </tr> <tr> <td><b>Statistics</b></td> <td></td> <td><b>Value</b></td> <td></td> </tr> <tr> <td>Mean</td> <td></td> <td></td> <td>4.27</td> </tr> <tr> <td>Standard Deviation</td> <td></td> <td></td> <td>0.90</td> </tr> </tbody> </table> | Options | Score | Count | Percentage | Strongly Agree | 5 | 6 | 54.5% | Agree | 4 | 2 | 18.2% | Neutral | 3 | 3 | 27.3% | Disagree | 2 | 0 | 0.0% | Strongly Disagree | 1 | 0 | 0.0% | <b>Statistics</b> |  | <b>Value</b> |  | Mean |  |  | 4.27 | Standard Deviation |  |  | 0.90 |
| Options   | Score   | Count        | Percentage |            |                |   |   |       |       |   |   |       |         |   |   |      |          |   |   |      |                   |   |   |      |                   |  |              |  |      |  |  |      |                    |  |  |      |  |         |       |       |            |                |   |   |       |       |   |   |       |         |   |   |       |          |   |   |      |                   |   |   |      |                   |  |              |  |      |  |  |      |                    |  |  |      |
| Strongly Agree  | 5   | 8            | 72.7%      |            |                |   |   |       |       |   |   |       |         |   |   |      |          |   |   |      |                   |   |   |      |                   |  |              |  |      |  |  |      |                    |  |  |      |  |         |       |       |            |                |   |   |       |       |   |   |       |         |   |   |       |          |   |   |      |                   |   |   |      |                   |  |              |  |      |  |  |      |                    |  |  |      |
| Agree   | 4   | 3            | 27.3%      |            |                |   |   |       |       |   |   |       |         |   |   |      |          |   |   |      |                   |   |   |      |                   |  |              |  |      |  |  |      |                    |  |  |      |  |         |       |       |            |                |   |   |       |       |   |   |       |         |   |   |       |          |   |   |      |                   |   |   |      |                   |  |              |  |      |  |  |      |                    |  |  |      |
| Neutral   | 3   | 0            | 0.0%       |            |                |   |   |       |       |   |   |       |         |   |   |      |          |   |   |      |                   |   |   |      |                   |  |              |  |      |  |  |      |                    |  |  |      |  |         |       |       |            |                |   |   |       |       |   |   |       |         |   |   |       |          |   |   |      |                   |   |   |      |                   |  |              |  |      |  |  |      |                    |  |  |      |
| Disagree  | 2   | 0            | 0.0%       |            |                |   |   |       |       |   |   |       |         |   |   |      |          |   |   |      |                   |   |   |      |                   |  |              |  |      |  |  |      |                    |  |  |      |  |         |       |       |            |                |   |   |       |       |   |   |       |         |   |   |       |          |   |   |      |                   |   |   |      |                   |  |              |  |      |  |  |      |                    |  |  |      |
| Strongly Disagree   | 1   | 0            | 0.0%       |            |                |   |   |       |       |   |   |       |         |   |   |      |          |   |   |      |                   |   |   |      |                   |  |              |  |      |  |  |      |                    |  |  |      |  |         |       |       |            |                |   |   |       |       |   |   |       |         |   |   |       |          |   |   |      |                   |   |   |      |                   |  |              |  |      |  |  |      |                    |  |  |      |
| <b>Statistics</b>   |   | <b>Value</b> |            |            |                |   |   |       |       |   |   |       |         |   |   |      |          |   |   |      |                   |   |   |      |                   |  |              |  |      |  |  |      |                    |  |  |      |  |         |       |       |            |                |   |   |       |       |   |   |       |         |   |   |       |          |   |   |      |                   |   |   |      |                   |  |              |  |      |  |  |      |                    |  |  |      |
| Mean  |   |              | 4.73       |            |                |   |   |       |       |   |   |       |         |   |   |      |          |   |   |      |                   |   |   |      |                   |  |              |  |      |  |  |      |                    |  |  |      |  |         |       |       |            |                |   |   |       |       |   |   |       |         |   |   |       |          |   |   |      |                   |   |   |      |                   |  |              |  |      |  |  |      |                    |  |  |      |
| Standard Deviation  |   |              | 0.47       |            |                |   |   |       |       |   |   |       |         |   |   |      |          |   |   |      |                   |   |   |      |                   |  |              |  |      |  |  |      |                    |  |  |      |  |         |       |       |            |                |   |   |       |       |   |   |       |         |   |   |       |          |   |   |      |                   |   |   |      |                   |  |              |  |      |  |  |      |                    |  |  |      |
| Options   | Score   | Count        | Percentage |            |                |   |   |       |       |   |   |       |         |   |   |      |          |   |   |      |                   |   |   |      |                   |  |              |  |      |  |  |      |                    |  |  |      |  |         |       |       |            |                |   |   |       |       |   |   |       |         |   |   |       |          |   |   |      |                   |   |   |      |                   |  |              |  |      |  |  |      |                    |  |  |      |
| Strongly Agree  | 5   | 6            | 54.5%      |            |                |   |   |       |       |   |   |       |         |   |   |      |          |   |   |      |                   |   |   |      |                   |  |              |  |      |  |  |      |                    |  |  |      |  |         |       |       |            |                |   |   |       |       |   |   |       |         |   |   |       |          |   |   |      |                   |   |   |      |                   |  |              |  |      |  |  |      |                    |  |  |      |
| Agree   | 4   | 2            | 18.2%      |            |                |   |   |       |       |   |   |       |         |   |   |      |          |   |   |      |                   |   |   |      |                   |  |              |  |      |  |  |      |                    |  |  |      |  |         |       |       |            |                |   |   |       |       |   |   |       |         |   |   |       |          |   |   |      |                   |   |   |      |                   |  |              |  |      |  |  |      |                    |  |  |      |
| Neutral   | 3   | 3            | 27.3%      |            |                |   |   |       |       |   |   |       |         |   |   |      |          |   |   |      |                   |   |   |      |                   |  |              |  |      |  |  |      |                    |  |  |      |  |         |       |       |            |                |   |   |       |       |   |   |       |         |   |   |       |          |   |   |      |                   |   |   |      |                   |  |              |  |      |  |  |      |                    |  |  |      |
| Disagree  | 2   | 0            | 0.0%       |            |                |   |   |       |       |   |   |       |         |   |   |      |          |   |   |      |                   |   |   |      |                   |  |              |  |      |  |  |      |                    |  |  |      |  |         |       |       |            |                |   |   |       |       |   |   |       |         |   |   |       |          |   |   |      |                   |   |   |      |                   |  |              |  |      |  |  |      |                    |  |  |      |
| Strongly Disagree   | 1   | 0            | 0.0%       |            |                |   |   |       |       |   |   |       |         |   |   |      |          |   |   |      |                   |   |   |      |                   |  |              |  |      |  |  |      |                    |  |  |      |  |         |       |       |            |                |   |   |       |       |   |   |       |         |   |   |       |          |   |   |      |                   |   |   |      |                   |  |              |  |      |  |  |      |                    |  |  |      |
| <b>Statistics</b>   |   | <b>Value</b> |            |            |                |   |   |       |       |   |   |       |         |   |   |      |          |   |   |      |                   |   |   |      |                   |  |              |  |      |  |  |      |                    |  |  |      |  |         |       |       |            |                |   |   |       |       |   |   |       |         |   |   |       |          |   |   |      |                   |   |   |      |                   |  |              |  |      |  |  |      |                    |  |  |      |
| Mean  |   |              | 4.27       |            |                |   |   |       |       |   |   |       |         |   |   |      |          |   |   |      |                   |   |   |      |                   |  |              |  |      |  |  |      |                    |  |  |      |  |         |       |       |            |                |   |   |       |       |   |   |       |         |   |   |       |          |   |   |      |                   |   |   |      |                   |  |              |  |      |  |  |      |                    |  |  |      |
| Standard Deviation  |   |              | 0.90       |            |                |   |   |       |       |   |   |       |         |   |   |      |          |   |   |      |                   |   |   |      |                   |  |              |  |      |  |  |      |                    |  |  |      |  |         |       |       |            |                |   |   |       |       |   |   |       |         |   |   |       |          |   |   |      |                   |   |   |      |                   |  |              |  |      |  |  |      |                    |  |  |      |

3. The instructor expressed ideas clearly.



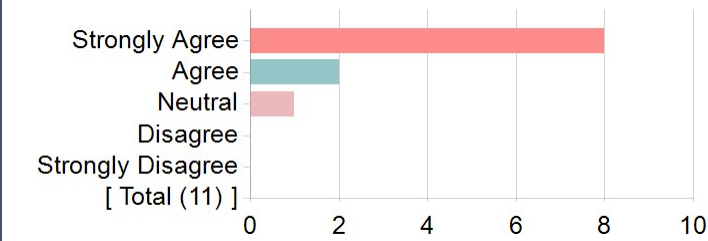
| Options            | Score | Count | Percentage |
|--------------------|-------|-------|------------|
| Strongly Agree     | 5     | 6     | 54.5%      |
| Agree              | 4     | 2     | 18.2%      |
| Neutral            | 3     | 3     | 27.3%      |
| Disagree           | 2     | 0     | 0.0%       |
| Strongly Disagree  | 1     | 0     | 0.0%       |
| Statistics         |       |       | Value      |
| Mean               |       |       | 4.27       |
| Standard Deviation |       |       | 0.90       |

4. The instructor encouraged students to feel free to ask questions.



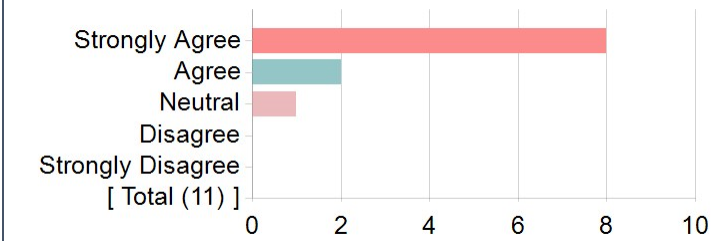
| Options            | Score | Count | Percentage |
|--------------------|-------|-------|------------|
| Strongly Agree     | 5     | 9     | 81.8%      |
| Agree              | 4     | 2     | 18.2%      |
| Neutral            | 3     | 0     | 0.0%       |
| Disagree           | 2     | 0     | 0.0%       |
| Strongly Disagree  | 1     | 0     | 0.0%       |
| Statistics         |       |       | Value      |
| Mean               |       |       | 4.82       |
| Standard Deviation |       |       | 0.40       |

5. The instructor carefully answered questions raised by students.



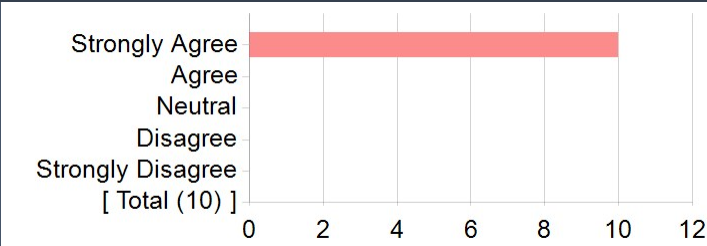
| Options            | Score | Count | Percentage |
|--------------------|-------|-------|------------|
| Strongly Agree     | 5     | 8     | 72.7%      |
| Agree              | 4     | 2     | 18.2%      |
| Neutral            | 3     | 1     | 9.1%       |
| Disagree           | 2     | 0     | 0.0%       |
| Strongly Disagree  | 1     | 0     | 0.0%       |
| Statistics         |       |       | Value      |
| Mean               |       |       | 4.64       |
| Standard Deviation |       |       | 0.67       |

6. I received useful feedback from the instructor regarding my work in this course.



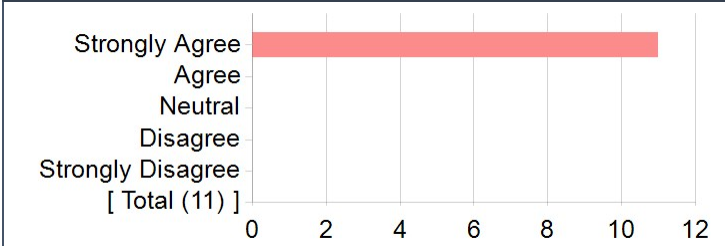
| Options            | Score | Count | Percentage |
|--------------------|-------|-------|------------|
| Strongly Agree     | 5     | 8     | 72.7%      |
| Agree              | 4     | 2     | 18.2%      |
| Neutral            | 3     | 1     | 9.1%       |
| Disagree           | 2     | 0     | 0.0%       |
| Strongly Disagree  | 1     | 0     | 0.0%       |
| Statistics         |       |       | Value      |
| Mean               |       |       | 4.64       |
| Standard Deviation |       |       | 0.67       |

7. The instructor treated students with respect.



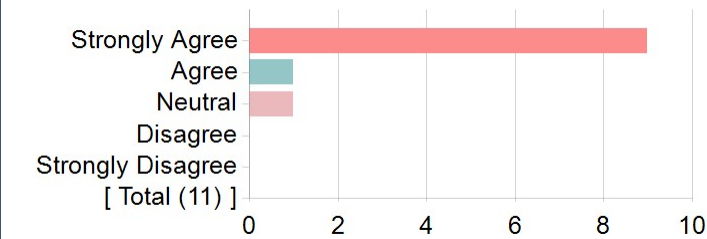
| Options            | Score | Count | Percentage |
|--------------------|-------|-------|------------|
| Strongly Agree     | 5     | 10    | 100.0%     |
| Agree              | 4     | 0     | 0.0%       |
| Neutral            | 3     | 0     | 0.0%       |
| Disagree           | 2     | 0     | 0.0%       |
| Strongly Disagree  | 1     | 0     | 0.0%       |
| Statistics         |       |       | Value      |
| Mean               |       |       | 5.00       |
| Standard Deviation |       |       | 0.00       |

8. The instructor seemed genuinely interested in what they were teaching.



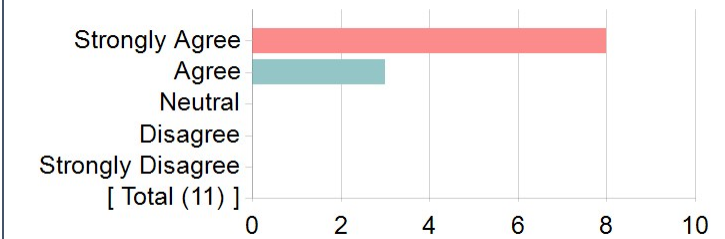
| Options            | Score | Count | Percentage |
|--------------------|-------|-------|------------|
| Strongly Agree     | 5     | 11    | 100.0%     |
| Agree              | 4     | 0     | 0.0%       |
| Neutral            | 3     | 0     | 0.0%       |
| Disagree           | 2     | 0     | 0.0%       |
| Strongly Disagree  | 1     | 0     | 0.0%       |
| Statistics         |       |       | Value      |
| Mean               |       |       | 5.00       |
| Standard Deviation |       |       | 0.00       |

9. The instructor was readily available for consultation with students during office hours or by appointment.



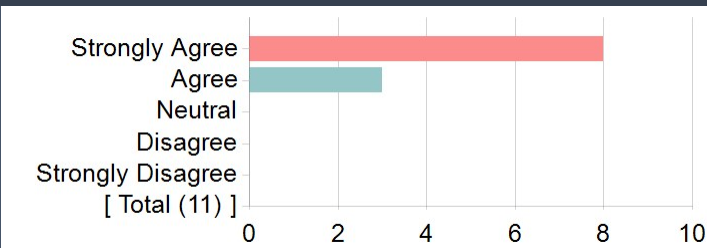
| Options            | Score | Count | Percentage |
|--------------------|-------|-------|------------|
| Strongly Agree     | 5     | 9     | 81.8%      |
| Agree              | 4     | 1     | 9.1%       |
| Neutral            | 3     | 1     | 9.1%       |
| Disagree           | 2     | 0     | 0.0%       |
| Strongly Disagree  | 1     | 0     | 0.0%       |
| Statistics         |       |       | Value      |
| Mean               |       |       | 4.73       |
| Standard Deviation |       |       | 0.65       |

10. The instructor demonstrated applications of course material beyond the classroom.



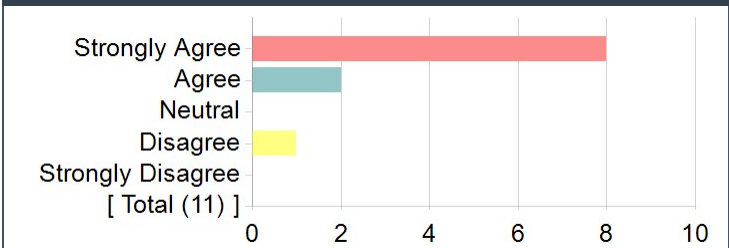
| Options            | Score | Count | Percentage |
|--------------------|-------|-------|------------|
| Strongly Agree     | 5     | 8     | 72.7%      |
| Agree              | 4     | 3     | 27.3%      |
| Neutral            | 3     | 0     | 0.0%       |
| Disagree           | 2     | 0     | 0.0%       |
| Strongly Disagree  | 1     | 0     | 0.0%       |
| Statistics         |       |       | Value      |
| Mean               |       |       | 4.73       |
| Standard Deviation |       |       | 0.47       |

11. The instructor used online tools to improve learning in the course.



| Options            | Score | Count | Percentage |
|--------------------|-------|-------|------------|
| Strongly Agree     | 5     | 8     | 72.7%      |
| Agree              | 4     | 3     | 27.3%      |
| Neutral            | 3     | 0     | 0.0%       |
| Disagree           | 2     | 0     | 0.0%       |
| Strongly Disagree  | 1     | 0     | 0.0%       |
| Statistics         |       |       | Value      |
| Mean               |       |       | 4.73       |
| Standard Deviation |       |       | 0.47       |

12. The instructor used online learning tools to improve teaching in the course.

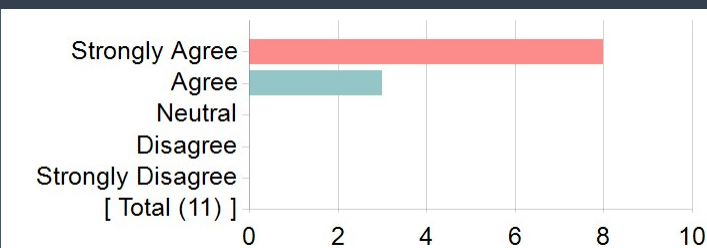


| Options            | Score | Count | Percentage |
|--------------------|-------|-------|------------|
| Strongly Agree     | 5     | 8     | 72.7%      |
| Agree              | 4     | 2     | 18.2%      |
| Neutral            | 3     | 0     | 0.0%       |
| Disagree           | 2     | 1     | 9.1%       |
| Strongly Disagree  | 1     | 0     | 0.0%       |
| Statistics         |       |       | Value      |
| Mean               |       |       | 4.55       |
| Standard Deviation |       |       | 0.93       |

### Questions about course

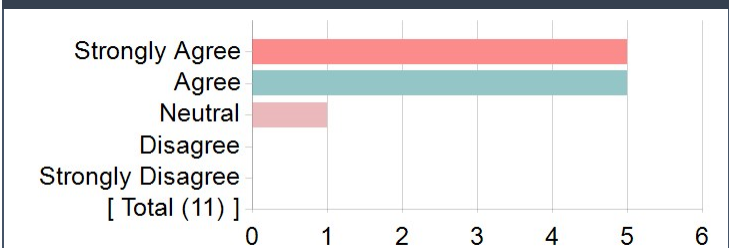
| Overall            | Value |
|--------------------|-------|
| Mean               | 4.47  |
| Standard Deviation | 0.76  |

1. I have become more competent in this area because of this course.



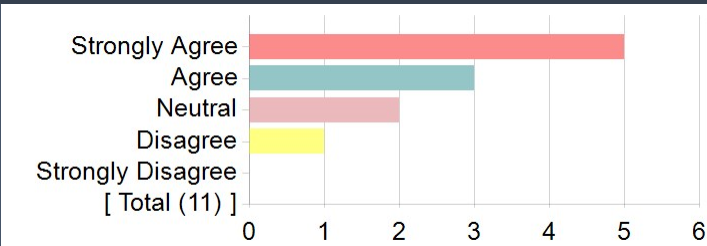
| Options            | Score | Count | Percentage |
|--------------------|-------|-------|------------|
| Strongly Agree     | 5     | 8     | 72.7%      |
| Agree              | 4     | 3     | 27.3%      |
| Neutral            | 3     | 0     | 0.0%       |
| Disagree           | 2     | 0     | 0.0%       |
| Strongly Disagree  | 1     | 0     | 0.0%       |
| Statistics         |       |       | Value      |
| Mean               |       |       | 4.73       |
| Standard Deviation |       |       | 0.47       |

2. The course was well organized.



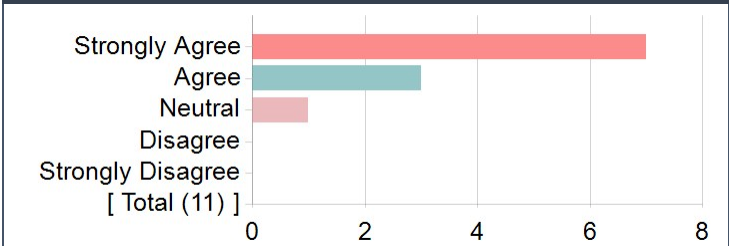
| Options            | Score | Count | Percentage |
|--------------------|-------|-------|------------|
| Strongly Agree     | 5     | 5     | 45.5%      |
| Agree              | 4     | 5     | 45.5%      |
| Neutral            | 3     | 1     | 9.1%       |
| Disagree           | 2     | 0     | 0.0%       |
| Strongly Disagree  | 1     | 0     | 0.0%       |
| Statistics         |       |       | Value      |
| Mean               |       |       | 4.36       |
| Standard Deviation |       |       | 0.67       |

3. The course assignments were clearly specified.



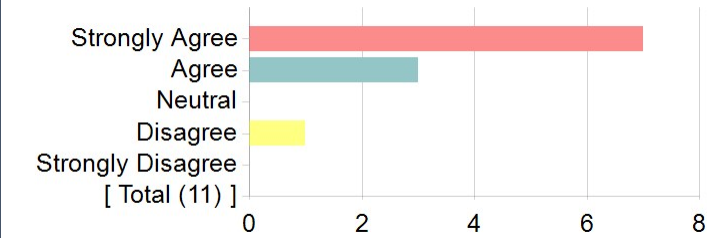
| Options            | Score | Count | Percentage |
|--------------------|-------|-------|------------|
| Strongly Agree     | 5     | 5     | 45.5%      |
| Agree              | 4     | 3     | 27.3%      |
| Neutral            | 3     | 2     | 18.2%      |
| Disagree           | 2     | 1     | 9.1%       |
| Strongly Disagree  | 1     | 0     | 0.0%       |
| Statistics         |       |       | Value      |
| Mean               |       |       | 4.09       |
| Standard Deviation |       |       | 1.04       |

4. The assignments were helpful in acquiring a better understanding of course materials.



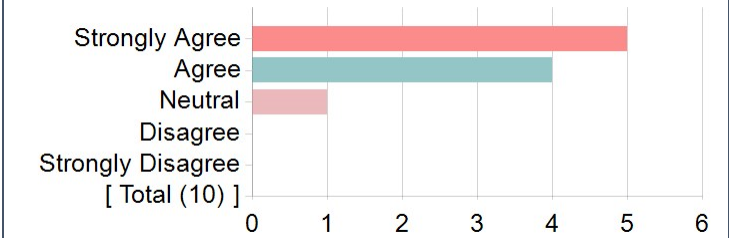
| Options            | Score | Count | Percentage |
|--------------------|-------|-------|------------|
| Strongly Agree     | 5     | 7     | 63.6%      |
| Agree              | 4     | 3     | 27.3%      |
| Neutral            | 3     | 1     | 9.1%       |
| Disagree           | 2     | 0     | 0.0%       |
| Strongly Disagree  | 1     | 0     | 0.0%       |
| Statistics         |       |       | Value      |
| Mean               |       |       | 4.55       |
| Standard Deviation |       |       | 0.69       |

5. The course allowed me to learn from other students.



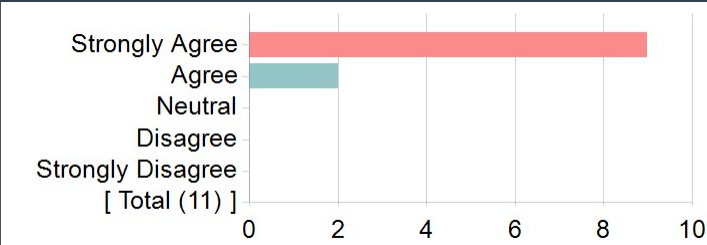
| Options            | Score | Count | Percentage |
|--------------------|-------|-------|------------|
| Strongly Agree     | 5     | 7     | 63.6%      |
| Agree              | 4     | 3     | 27.3%      |
| Neutral            | 3     | 0     | 0.0%       |
| Disagree           | 2     | 1     | 9.1%       |
| Strongly Disagree  | 1     | 0     | 0.0%       |
| Statistics         |       |       | Value      |
| Mean               |       |       | 4.45       |
| Standard Deviation |       |       | 0.93       |

6. Classroom discussions were a valuable part of the course.



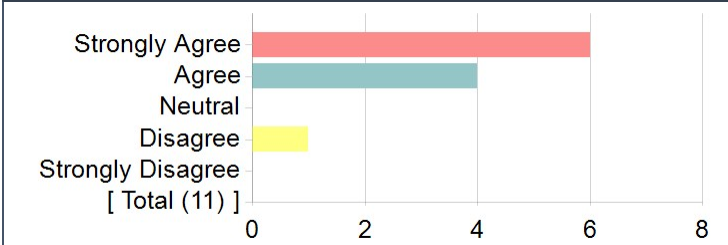
| Options            | Score | Count | Percentage |
|--------------------|-------|-------|------------|
| Strongly Agree     | 5     | 5     | 50.0%      |
| Agree              | 4     | 4     | 40.0%      |
| Neutral            | 3     | 1     | 10.0%      |
| Disagree           | 2     | 0     | 0.0%       |
| Strongly Disagree  | 1     | 0     | 0.0%       |
| Statistics         |       |       | Value      |
| Mean               |       |       | 4.40       |
| Standard Deviation |       |       | 0.70       |

7. The tests/evaluations in this course were directly related to assignments, classroom discussions, and other planned activities.



| Options            | Score | Count | Percentage |
|--------------------|-------|-------|------------|
| Strongly Agree     | 5     | 9     | 81.8%      |
| Agree              | 4     | 2     | 18.2%      |
| Neutral            | 3     | 0     | 0.0%       |
| Disagree           | 2     | 0     | 0.0%       |
| Strongly Disagree  | 1     | 0     | 0.0%       |
| Statistics         |       |       | Value      |
| Mean               |       |       | 4.82       |
| Standard Deviation |       |       | 0.40       |

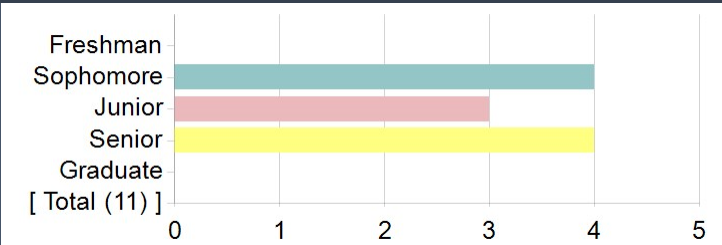
8. Student responsibilities (being prepared for class, classroom participation, group projects, etc.) were well defined in this course.



| Options            | Score | Count | Percentage |
|--------------------|-------|-------|------------|
| Strongly Agree     | 5     | 6     | 54.5%      |
| Agree              | 4     | 4     | 36.4%      |
| Neutral            | 3     | 0     | 0.0%       |
| Disagree           | 2     | 1     | 9.1%       |
| Strongly Disagree  | 1     | 0     | 0.0%       |
| Statistics         |       |       | Value      |
| Mean               |       |       | 4.36       |
| Standard Deviation |       |       | 0.92       |

**What is your class level? (If you are a special student, please choose the category that best describes you.)**

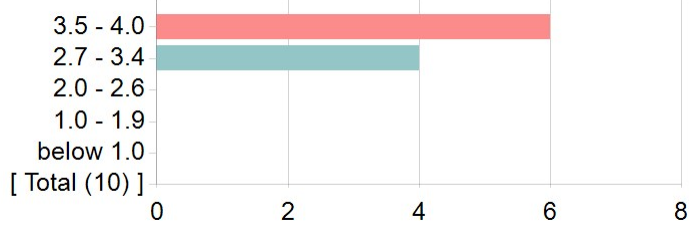
What is your class level? (If you are a special student, please choose the category that best describes you.)



| Options   | Count | Percentage |
|-----------|-------|------------|
| Freshman  | 0     | 0.0%       |
| Sophomore | 4     | 36.4%      |
| Junior    | 3     | 27.3%      |
| Senior    | 4     | 36.4%      |
| Graduate  | 0     | 0.0%       |

**What was your overall grade point average (GPA) at the beginning of the semester?**

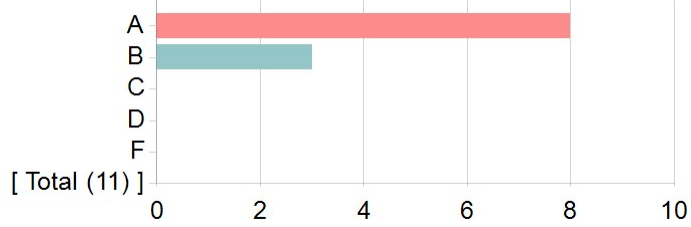
What was your overall grade point average (GPA) at the beginning of the semester?



| Options   | Count | Percentage |
|-----------|-------|------------|
| 3.5 - 4.0 | 6     | 60.0%      |
| 2.7 - 3.4 | 4     | 40.0%      |
| 2.0 - 2.6 | 0     | 0.0%       |
| 1.0 - 1.9 | 0     | 0.0%       |
| below 1.0 | 0     | 0.0%       |

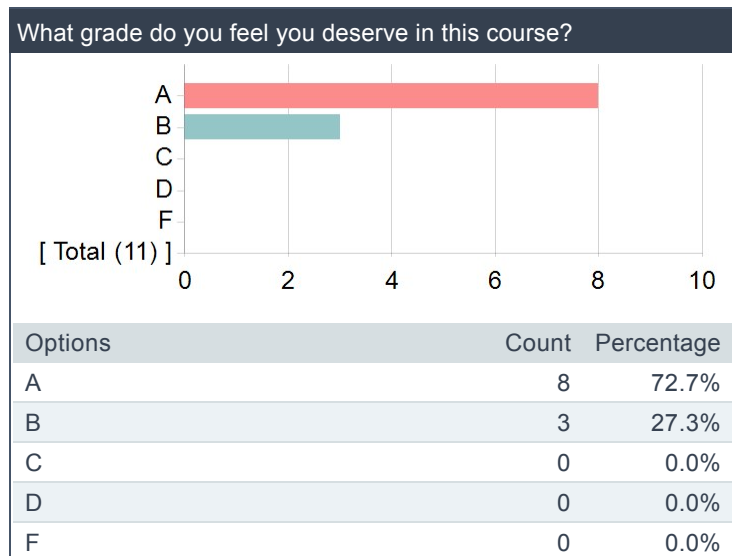
**What grade do you expect to earn in this course?**

What grade do you expect to earn in this course?

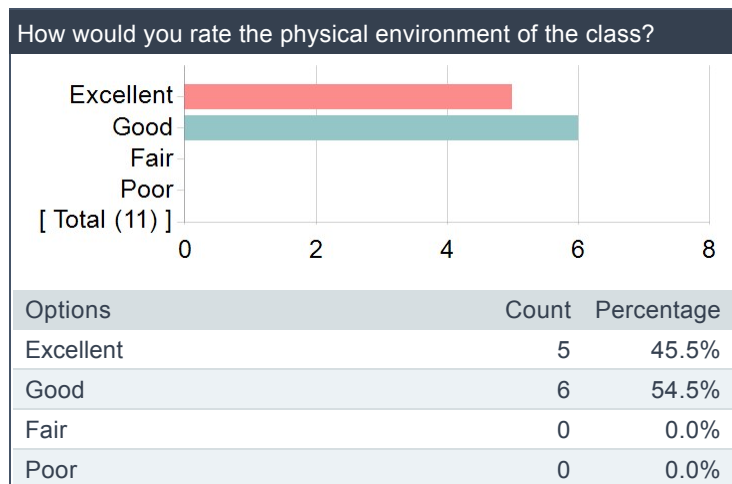


| Options | Count | Percentage |
|---------|-------|------------|
| A       | 8     | 72.7%      |
| B       | 3     | 27.3%      |
| C       | 0     | 0.0%       |
| D       | 0     | 0.0%       |
| F       | 0     | 0.0%       |

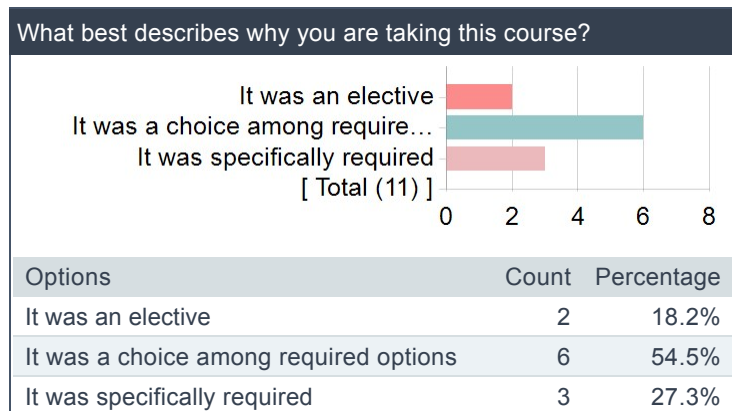
### What grade do you feel you deserve in this course?



### How would you rate the physical environment of the class?

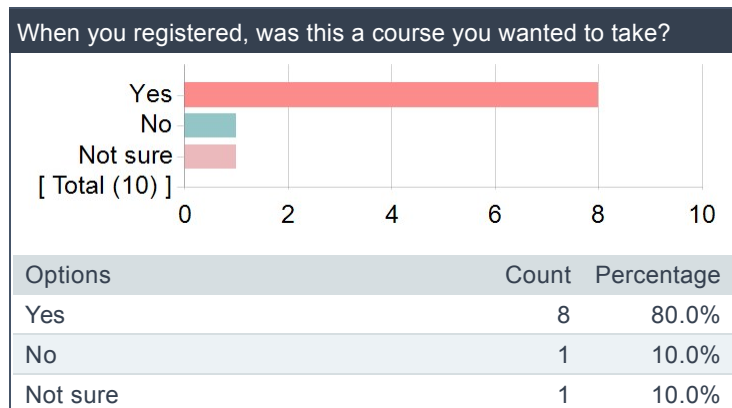


### What best describes why you are taking this course?

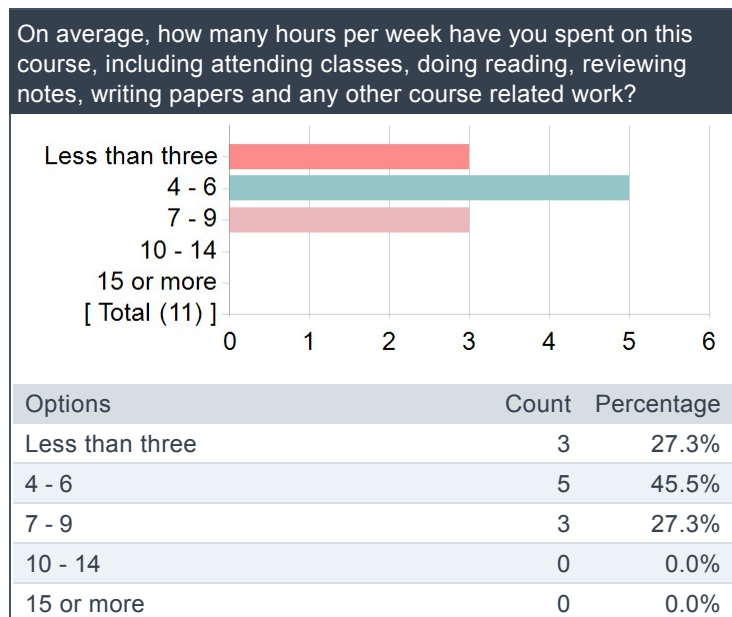




**When you registered, was this a course you wanted to take?**

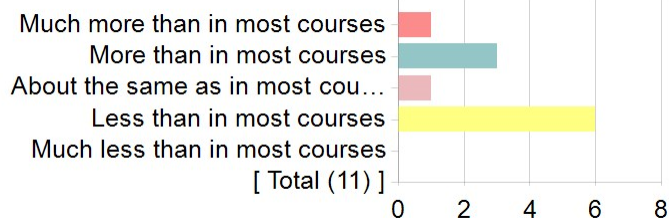


**On average, how many hours per week have you spent on this course, including attending classes, doing reading, reviewing notes, writing papers and any other course related work?**



### How would you rate the demands which this course made upon you?

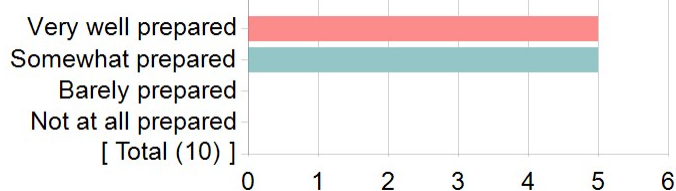
How would you rate the demands which this course made upon you?



| Options                           | Count | Percentage |
|-----------------------------------|-------|------------|
| Much more than in most courses    | 1     | 9.1%       |
| More than in most courses         | 3     | 27.3%      |
| About the same as in most courses | 1     | 9.1%       |
| Less than in most courses         | 6     | 54.5%      |
| Much less than in most courses    | 0     | 0.0%       |

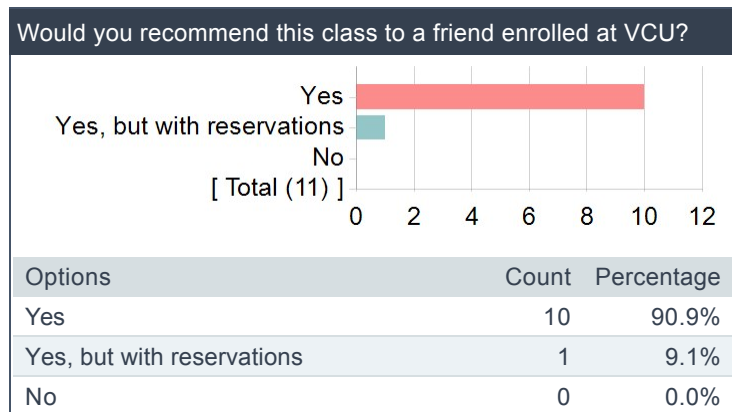
### Did your previous classes adequately prepare you for this course?

Did your previous classes adequately prepare you for this course?

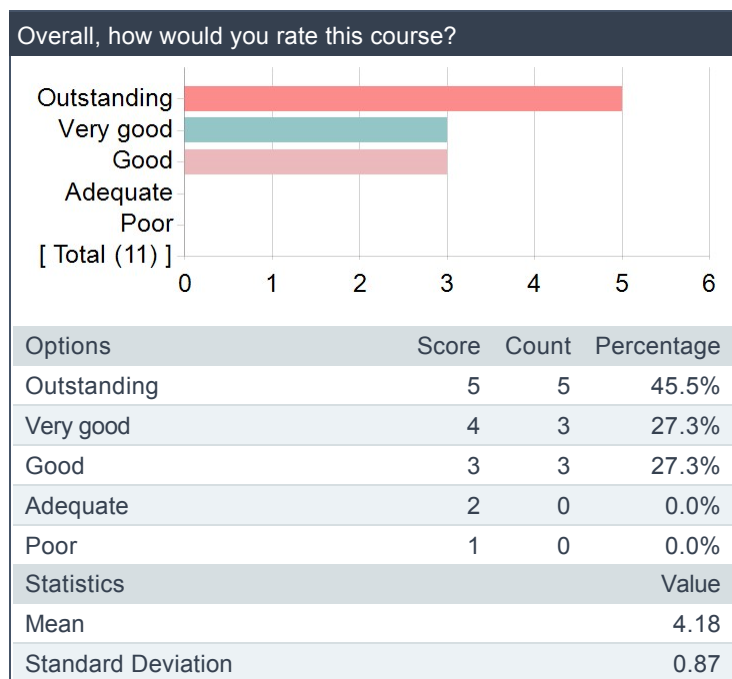


| Options             | Count | Percentage |
|---------------------|-------|------------|
| Very well prepared  | 5     | 50.0%      |
| Somewhat prepared   | 5     | 50.0%      |
| Barely prepared     | 0     | 0.0%       |
| Not at all prepared | 0     | 0.0%       |

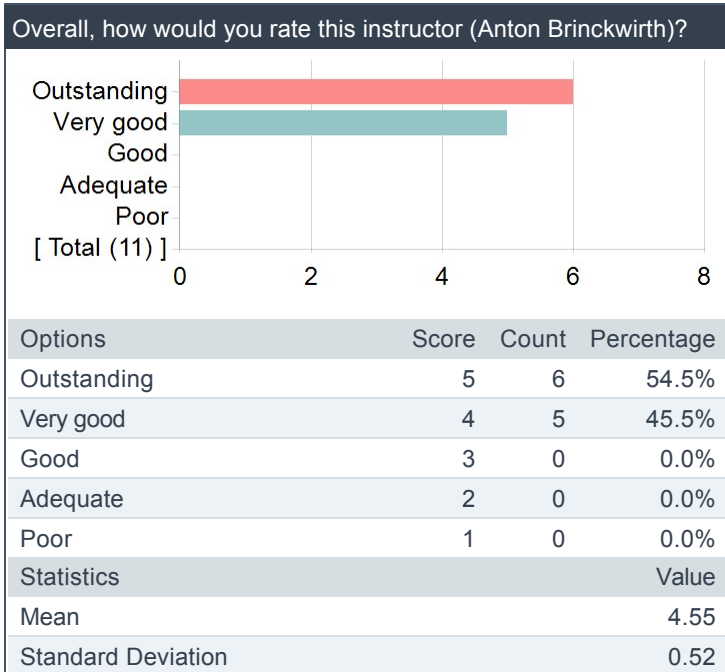
### Would you recommend this class to a friend enrolled at VCU?



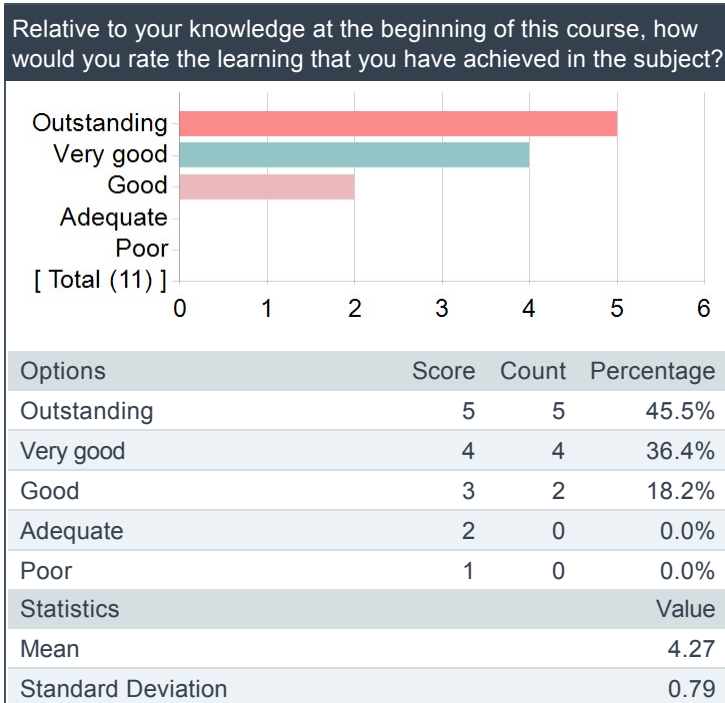
### Overall, how would you rate this course?



**Overall, how would you rate this instructor (Anton Brinckwirth)?**



**Relative to your knowledge at the beginning of this course, how would you rate the learning that you have achieved in the subject?**



## Additional Comments for Anton Brinckwirth

### Comments

Profe is very understanding of his students and makes accommodations for those who do not have the easiest time in school or stressful settings similar to school. His course is interesting and unique, and you can tell he really cares about both his coursework and his students a great deal.

He is the best professor ever, and genuinely cares about his students. His energy and passion for Spanish is super admirable.

An awesome professor that is really supportive, understanding, and encouraging. Makes the class really fair, fun, and interesting and so glad to have taken the course with him. I would 100% take it again.

This class was very fun and a great way to learn about Hispanic culture. I loved the movies and Prof. Brinckwirth made it easy to have discussions and understand the material. One thing that could be improved is the organization and clarity of the assignments. Sometimes it was hard to understand when things were due because the schedule and dates were constantly being changed. Sometimes the changes would not be obvious because they were not said clearly in class or said in an email all the time. This would help me better prepare for assignments that are due. Otherwise, this was a great class and I learned a lot, especially from discussions in class and over Tandem.

One the best professors I have ever had. He seemed to genuinely care for the success and the well being of all of the student and was always there for support. Would definitely recommend this class and professor to other students.

He was my favorite professor this semester. I felt very comfortable emailing him and asking questions whenever I had doubts. I would definitely take another course with him as being the professor.

He was very engaged with students and allowed us all to shine. Even if we weren't the best at Spanish he made us feel like stars in his own way.