



VCU

Course Evaluation Report for SPAN 307-002 SPANISH CONVERSATION & FILM (Anton Brinckwirth)

Subject Details

Term	Fall 2018
CRN	37863

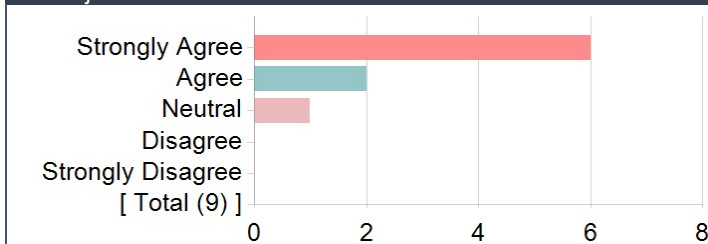
Response Rate

Raters	Students
Responded	9
Invited	18
Response Ratio	50%

Questions about instructor (Anton Brinckwirth)

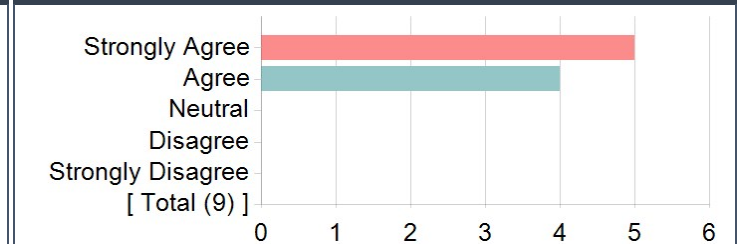
Overall	Value
Mean	4.83
Standard Deviation	0.40

1. The instructor's classroom sessions stimulated my interest in the subject.



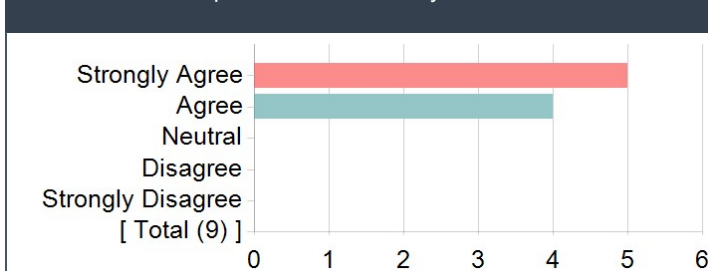
Options	Score	Count	Percentage
Strongly Agree	5	6	66.7%
Agree	4	2	22.2%
Neutral	3	1	11.1%
Disagree	2	0	0.0%
Strongly Disagree	1	0	0.0%
Statistics			Value
Mean			4.56
Standard Deviation			0.73

2. The instructor was well prepared for each class.



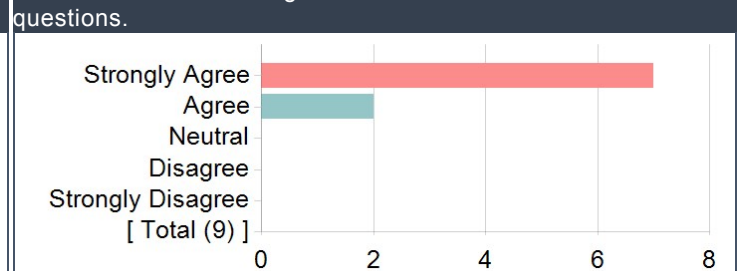
Options	Score	Count	Percentage
Strongly Agree	5	5	55.6%
Agree	4	4	44.4%
Neutral	3	0	0.0%
Disagree	2	0	0.0%
Strongly Disagree	1	0	0.0%
Statistics			Value
Mean			4.56
Standard Deviation			0.53

3. The instructor expressed ideas clearly.



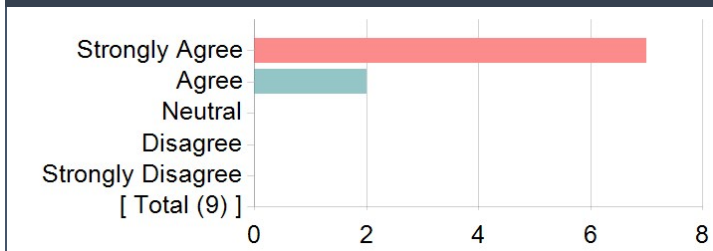
Options	Score	Count	Percentage
Strongly Agree	5	5	55.6%
Agree	4	4	44.4%
Neutral	3	0	0.0%
Disagree	2	0	0.0%
Strongly Disagree	1	0	0.0%
Statistics			Value
Mean			4.56
Standard Deviation			0.53

4. The instructor encouraged students to feel free to ask questions.



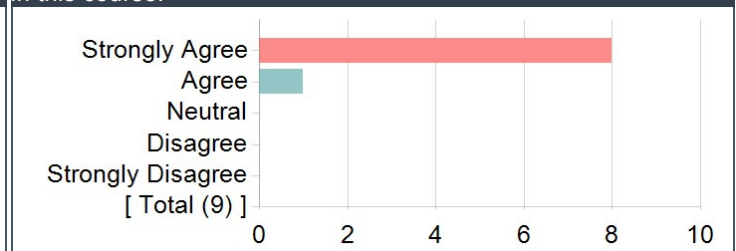
Options	Score	Count	Percentage
Strongly Agree	5	7	77.8%
Agree	4	2	22.2%
Neutral	3	0	0.0%
Disagree	2	0	0.0%
Strongly Disagree	1	0	0.0%
Statistics			Value
Mean			4.78
Standard Deviation			0.44

5. The instructor carefully answered questions raised by students.



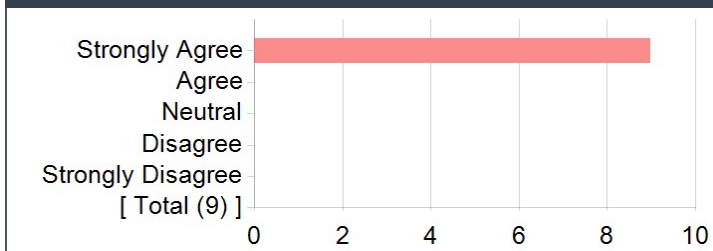
Options	Score	Count	Percentage
Strongly Agree	5	7	77.8%
Agree	4	2	22.2%
Neutral	3	0	0.0%
Disagree	2	0	0.0%
Strongly Disagree	1	0	0.0%
Statistics			Value
Mean			4.78
Standard Deviation			0.44

6. I received useful feedback from the instructor regarding my work in this course.



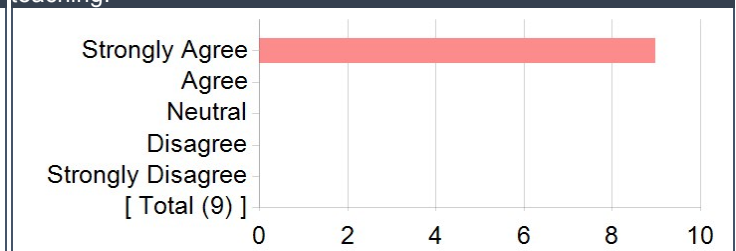
Options	Score	Count	Percentage
Strongly Agree	5	8	88.9%
Agree	4	1	11.1%
Neutral	3	0	0.0%
Disagree	2	0	0.0%
Strongly Disagree	1	0	0.0%
Statistics			Value
Mean			4.89
Standard Deviation			0.33

7. The instructor treated students with respect.



Options	Score	Count	Percentage
Strongly Agree	5	9	100.0%
Agree	4	0	0.0%
Neutral	3	0	0.0%
Disagree	2	0	0.0%
Strongly Disagree	1	0	0.0%
Statistics			Value
Mean			5.00
Standard Deviation			0.00

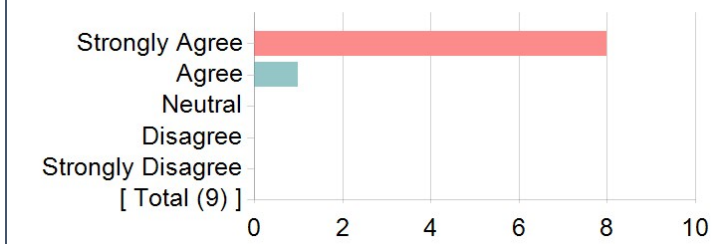
8. The instructor seemed genuinely interested in what they were teaching.



Options	Score	Count	Percentage
Strongly Agree	5	9	100.0%
Agree	4	0	0.0%
Neutral	3	0	0.0%
Disagree	2	0	0.0%
Strongly Disagree	1	0	0.0%
Statistics			Value
Mean			5.00
Standard Deviation			0.00

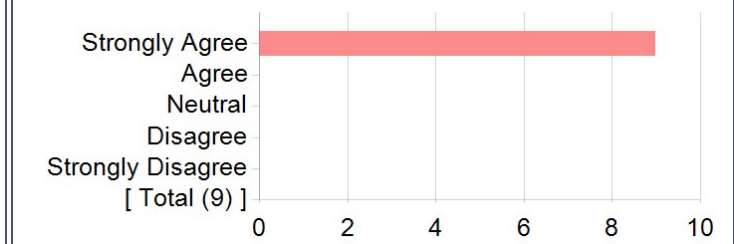
Questions about instructor (Anton Brinckwirth) (continued)

9. The instructor was readily available for consultation with students during office hours or by appointment.



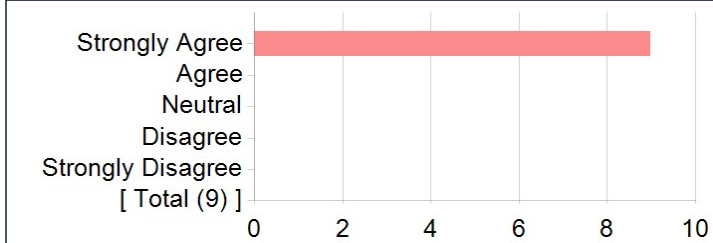
Options	Score	Count	Percentage
Strongly Agree	5	8	88.9%
Agree	4	1	11.1%
Neutral	3	0	0.0%
Disagree	2	0	0.0%
Strongly Disagree	1	0	0.0%
Statistics			Value
Mean	4.89		
Standard Deviation	0.33		

10. The instructor demonstrated applications of course material beyond the classroom.



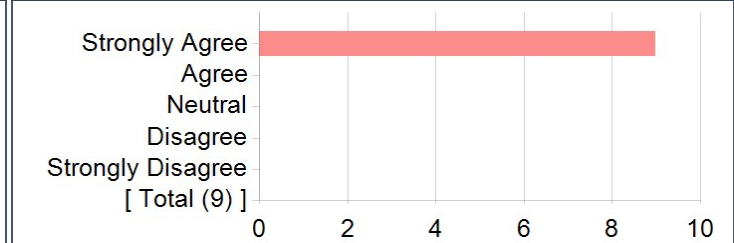
Options	Score	Count	Percentage
Strongly Agree	5	9	100.0%
Agree	4	0	0.0%
Neutral	3	0	0.0%
Disagree	2	0	0.0%
Strongly Disagree	1	0	0.0%
Statistics			Value
Mean	5.00		
Standard Deviation	0.00		

11. The instructor used online tools to improve learning in the course.



Options	Score	Count	Percentage
Strongly Agree	5	9	100.0%
Agree	4	0	0.0%
Neutral	3	0	0.0%
Disagree	2	0	0.0%
Strongly Disagree	1	0	0.0%
Statistics			Value
Mean	5.00		
Standard Deviation	0.00		

12. The instructor used online learning tools to improve teaching in the course.

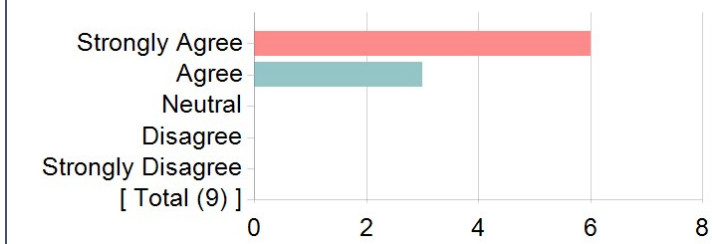


Options	Score	Count	Percentage
Strongly Agree	5	9	100.0%
Agree	4	0	0.0%
Neutral	3	0	0.0%
Disagree	2	0	0.0%
Strongly Disagree	1	0	0.0%
Statistics			Value
Mean	5.00		
Standard Deviation	0.00		

Questions about course

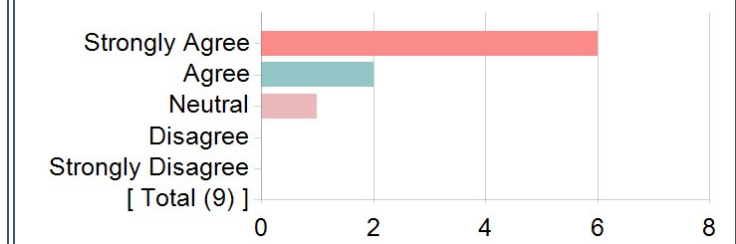
Overall	Value
Mean	4.79
Standard Deviation	0.44

1. I have become more competent in this area because of this course.



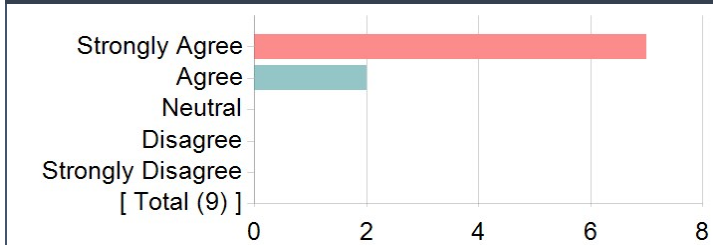
Options	Score	Count	Percentage
Strongly Agree	5	6	66.7%
Agree	4	3	33.3%
Neutral	3	0	0.0%
Disagree	2	0	0.0%
Strongly Disagree	1	0	0.0%
Statistics			Value
Mean			4.67
Standard Deviation			0.50

2. The course was well organized.



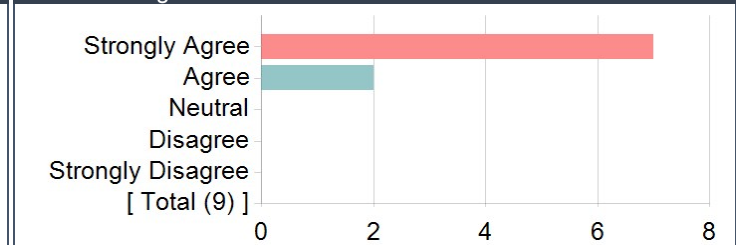
Options	Score	Count	Percentage
Strongly Agree	5	6	66.7%
Agree	4	2	22.2%
Neutral	3	1	11.1%
Disagree	2	0	0.0%
Strongly Disagree	1	0	0.0%
Statistics			Value
Mean			4.56
Standard Deviation			0.73

3. The course assignments were clearly specified.



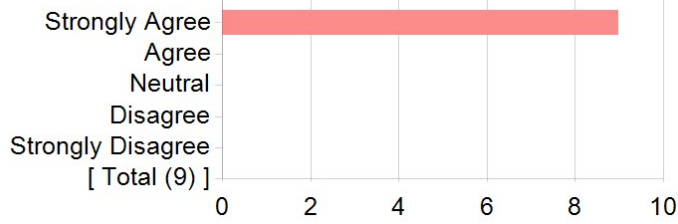
Options	Score	Count	Percentage
Strongly Agree	5	7	77.8%
Agree	4	2	22.2%
Neutral	3	0	0.0%
Disagree	2	0	0.0%
Strongly Disagree	1	0	0.0%
Statistics			Value
Mean			4.78
Standard Deviation			0.44

4. The assignments were helpful in acquiring a better understanding of course materials.



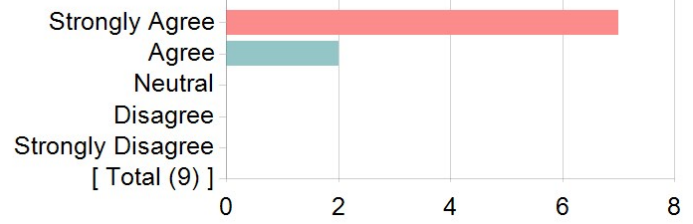
Options	Score	Count	Percentage
Strongly Agree	5	7	77.8%
Agree	4	2	22.2%
Neutral	3	0	0.0%
Disagree	2	0	0.0%
Strongly Disagree	1	0	0.0%
Statistics			Value
Mean			4.78
Standard Deviation			0.44

5. The course allowed me to learn from other students.



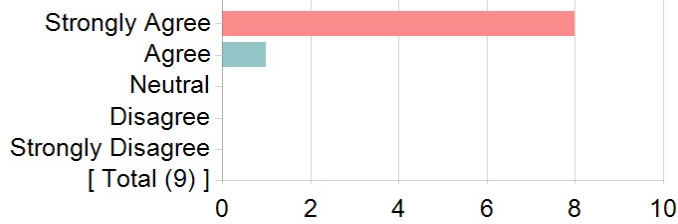
Options	Score	Count	Percentage
Strongly Agree	5	9	100.0%
Agree	4	0	0.0%
Neutral	3	0	0.0%
Disagree	2	0	0.0%
Strongly Disagree	1	0	0.0%
Statistics			Value
Mean			5.00
Standard Deviation			0.00

6. Classroom discussions were a valuable part of the course.



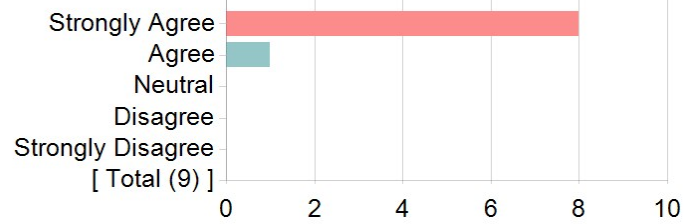
Options	Score	Count	Percentage
Strongly Agree	5	7	77.8%
Agree	4	2	22.2%
Neutral	3	0	0.0%
Disagree	2	0	0.0%
Strongly Disagree	1	0	0.0%
Statistics			Value
Mean			4.78
Standard Deviation			0.44

7. The tests/evaluations in this course were directly related to assignments, classroom discussions, and other planned activities.



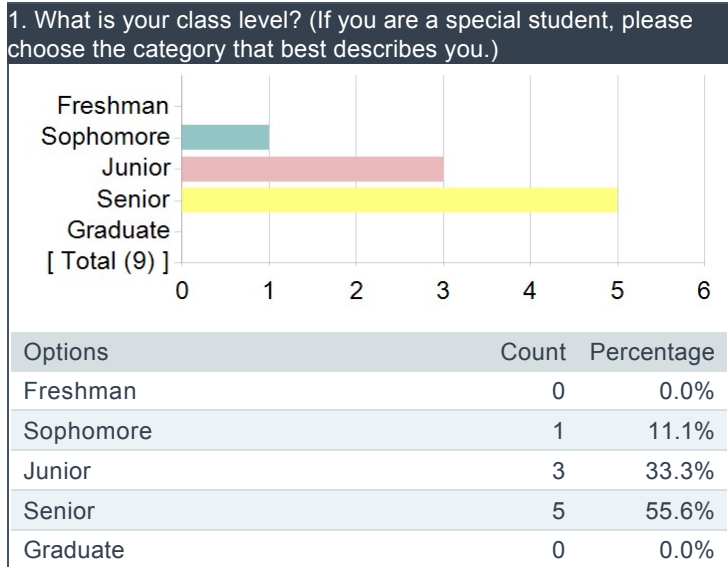
Options	Score	Count	Percentage
Strongly Agree	5	8	88.9%
Agree	4	1	11.1%
Neutral	3	0	0.0%
Disagree	2	0	0.0%
Strongly Disagree	1	0	0.0%
Statistics			Value
Mean			4.89
Standard Deviation			0.33

8. Student responsibilities (being prepared for class, classroom participation, group projects, etc.) were well defined in this course.

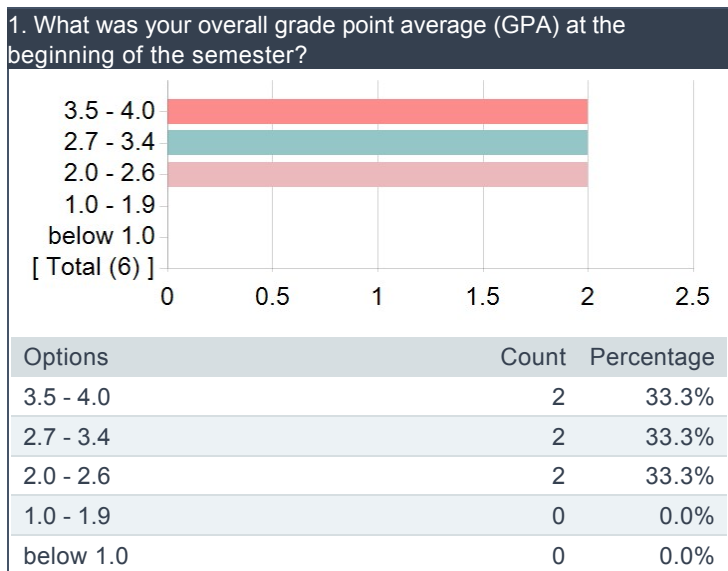


Options	Score	Count	Percentage
Strongly Agree	5	8	88.9%
Agree	4	1	11.1%
Neutral	3	0	0.0%
Disagree	2	0	0.0%
Strongly Disagree	1	0	0.0%
Statistics			Value
Mean			4.89
Standard Deviation			0.33

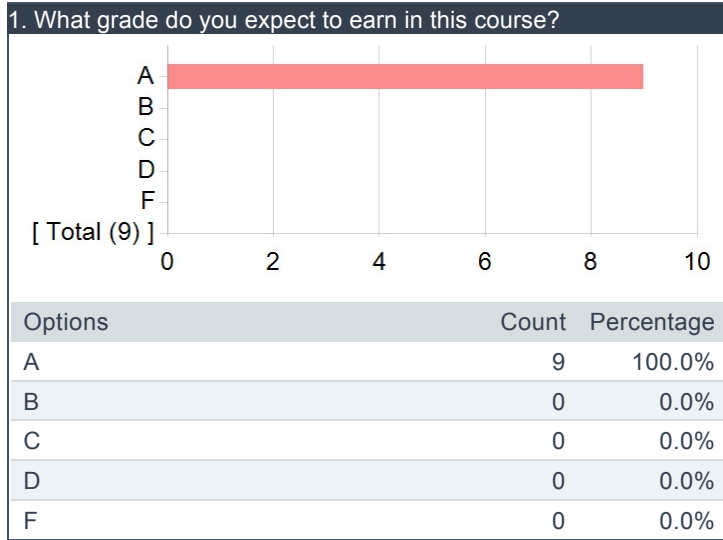
What is your class level? (If you are a special student, please choose the category that best describes you.)



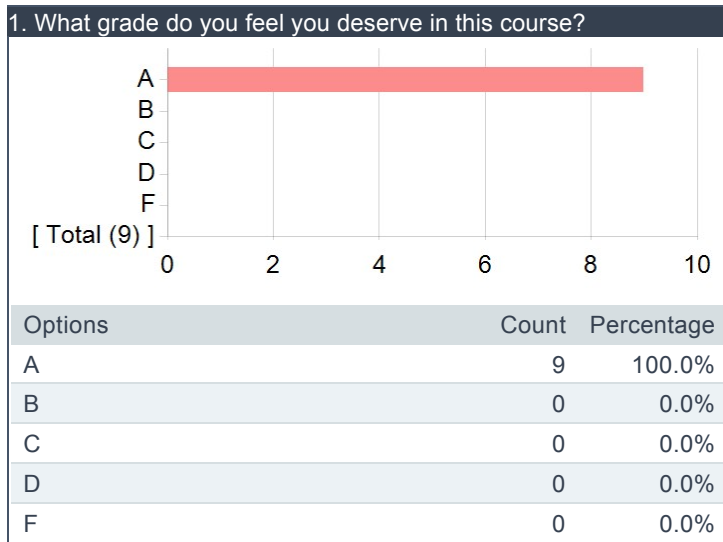
What was your overall grade point average (GPA) at the beginning of the semester?



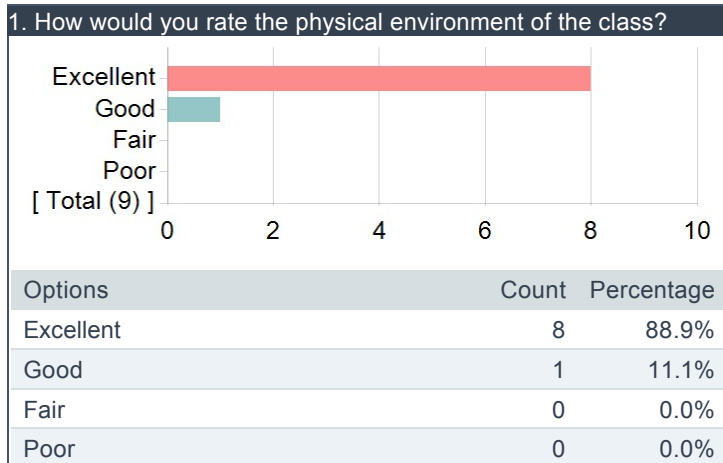
What grade do you expect to earn in this course?



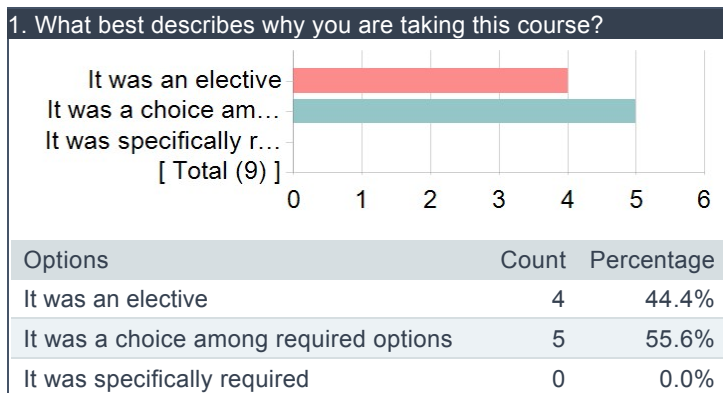
What grade do you feel you deserve in this course?



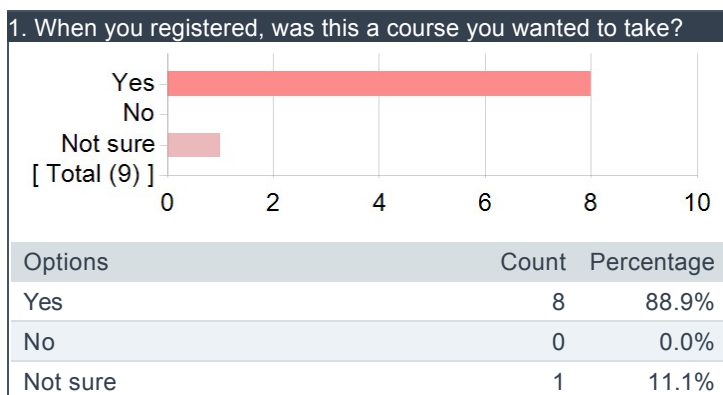
How would you rate the physical environment of the class?



What best describes why you are taking this course?

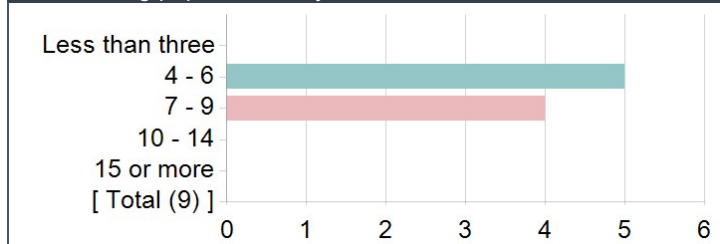


When you registered, was this a course you wanted to take?



On average, how many hours per week have you spent on this course, including attending classes, doing reading, reviewing notes, writing papers and any other course related work?

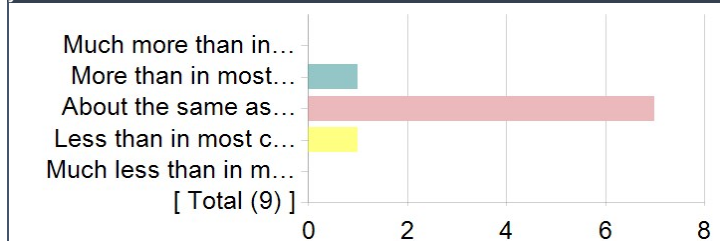
1. On average, how many hours per week have you spent on this course, including attending classes, doing reading, reviewing notes, writing papers and any other course related work?



Options	Count	Percentage
Less than three	0	0.0%
4 - 6	5	55.6%
7 - 9	4	44.4%
10 - 14	0	0.0%
15 or more	0	0.0%

How would you rate the demands which this course made upon you?

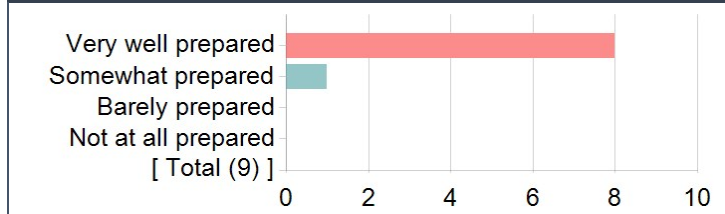
1. How would you rate the demands which this course made upon you?



Options	Count	Percentage
Much more than in most courses	0	0.0%
More than in most courses	1	11.1%
About the same as in most courses	7	77.8%
Less than in most courses	1	11.1%
Much less than in most courses	0	0.0%

Did your previous classes adequately prepare you for this course?

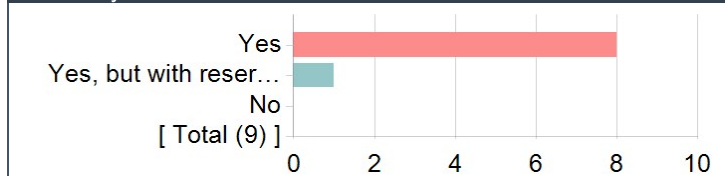
1. Did your previous classes adequately prepare you for this course?



Options	Count	Percentage
Very well prepared	8	88.9%
Somewhat prepared	1	11.1%
Barely prepared	0	0.0%
Not at all prepared	0	0.0%

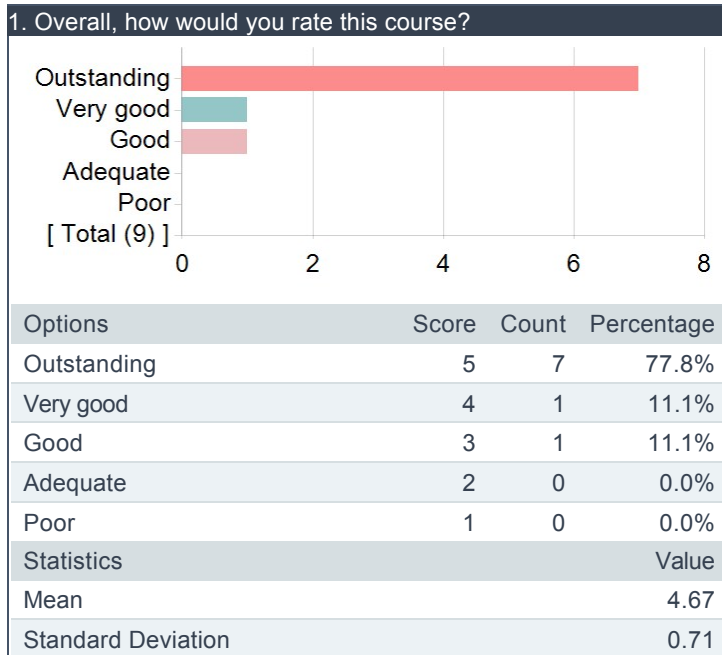
Would you recommend this class to a friend enrolled at VCU?

1. Would you recommend this class to a friend enrolled at VCU?

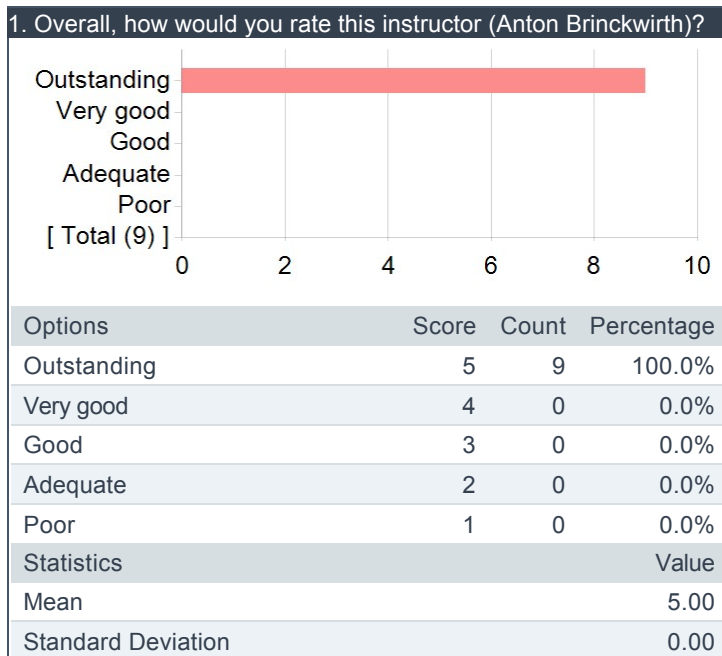


Options	Count	Percentage
Yes	8	88.9%
Yes, but with reservations	1	11.1%
No	0	0.0%

Overall, how would you rate this course?

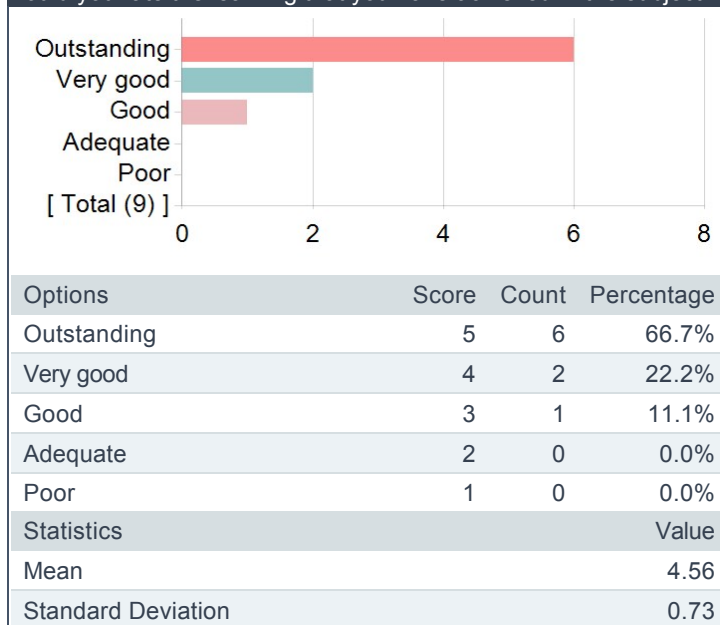


Overall, how would you rate this instructor (Anton Brinckwirth)?



Relative to your knowledge at the beginning of this course, how would you rate the learning that you have achieved in the subject?

1. Relative to your knowledge at the beginning of this course, how would you rate the learning that you have achieved in the subject?



Additional Comments for Anton Brinckwirth

Comments
Prof. Brinckwirth is very passionate, and a wonderful professor. I very much enjoyed his class this semester, and would recommend him to anyone.
Professor Brinckwirth is great!
I think the most valuable aspect of this course was the weekly teletandem conversation. This was a well-executed, straightforward way to improve Spanish conversational skills and speaking confidence. I very much appreciate Professor Brinckwirth for his efforts to provide us with such a great weekly opportunity for Spanish immersion. I rate this course as good only because I feel that it could have benefitted from an additional one or two assigned movies. I think the class was held back a little bit by its adherence to the list of movies assigned. Even if more movies were assigned as extra credit, or with written responses as opposed to the quizzes, I think the film aspect of this course would be a little more challenging and engaging for the best. That being said, Professor Brinckwirth is truly commendable for his ability to engage in thorough analyses of each film to create a vehicle (through teletandem) for fulfilling Spanish conversation.
Thank you!
This has been the best Spanish class I have ever taken. Thank you for your undying passion, empathy, support, and wisdom. Not only has my comprehension and confidence excelled in this class, but my overall knowledge of social issues that plague communities worldwide has grown. I am very grateful to have had a professor like you that is so dedicated to informing his students about social issues in a way that encourages us to be active members of our communities and work to break through barriers.
Mr. Brinckwirth is a very passionate and it truly show how much he loves to help and teach students. I have truly learned a lot from his class and due to his amazing teaching skills I feel as I have learn a lot in this class even though I did have an medical emergency in the middle of the semester and had to miss 2 week of class. Mr. Brinckwirth was very helpful and I was able to catch up, make up all my work, and still receive a good grade in the class. It was not easy but due to his help, he made it very manageable and possible for me to get everything done. I truly appreciate his passion for his work and it truly shows in his actions. I truly feel their should more professors like Mr. Brinckwirth.
Thank you for being so kind and interested in how we are doing and making sure we are doing okay in your class.