



VCU

Course Evaluation Report for SPAN 307-001 SPANISH CONVERSATION & FILM (Anton Brinckwirth)

Subject Details

Term	Fall 2018
CRN	37862

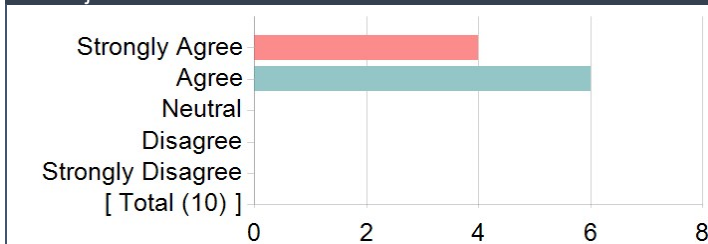
Response Rate

Raters	Students
Responded	10
Invited	17
Response Ratio	58.8%

Questions about instructor (Anton Brinckwirth)

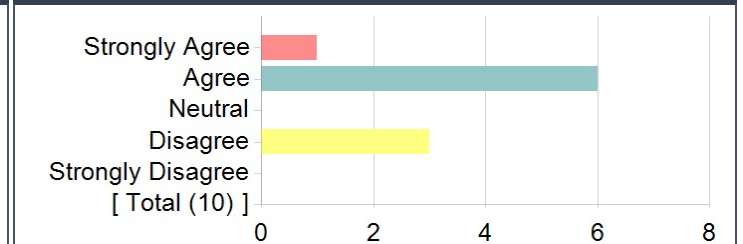
Overall	Value
Mean	4.55
Standard Deviation	0.73

1. The instructor's classroom sessions stimulated my interest in the subject.



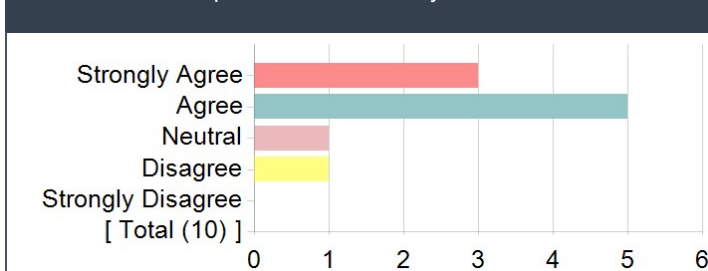
Options	Score	Count	Percentage
Strongly Agree	5	4	40.0%
Agree	4	6	60.0%
Neutral	3	0	0.0%
Disagree	2	0	0.0%
Strongly Disagree	1	0	0.0%
Statistics			Value
Mean			4.40
Standard Deviation			0.52

2. The instructor was well prepared for each class.



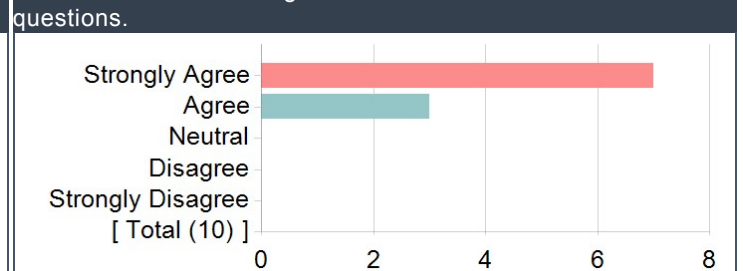
Options	Score	Count	Percentage
Strongly Agree	5	1	10.0%
Agree	4	6	60.0%
Neutral	3	0	0.0%
Disagree	2	3	30.0%
Strongly Disagree	1	0	0.0%
Statistics			Value
Mean			3.50
Standard Deviation			1.08

3. The instructor expressed ideas clearly.



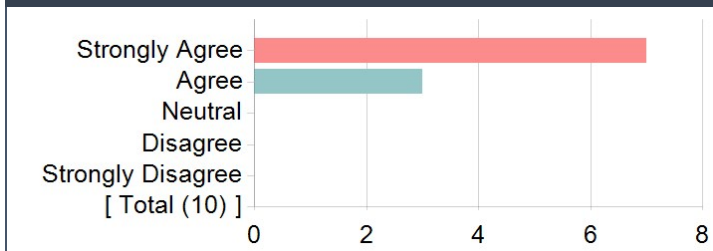
Options	Score	Count	Percentage
Strongly Agree	5	3	30.0%
Agree	4	5	50.0%
Neutral	3	1	10.0%
Disagree	2	1	10.0%
Strongly Disagree	1	0	0.0%
Statistics			Value
Mean			4.00
Standard Deviation			0.94

4. The instructor encouraged students to feel free to ask questions.



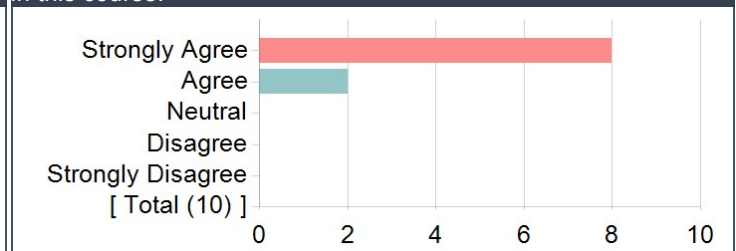
Options	Score	Count	Percentage
Strongly Agree	5	7	70.0%
Agree	4	3	30.0%
Neutral	3	0	0.0%
Disagree	2	0	0.0%
Strongly Disagree	1	0	0.0%
Statistics			Value
Mean			4.70
Standard Deviation			0.48

5. The instructor carefully answered questions raised by students.



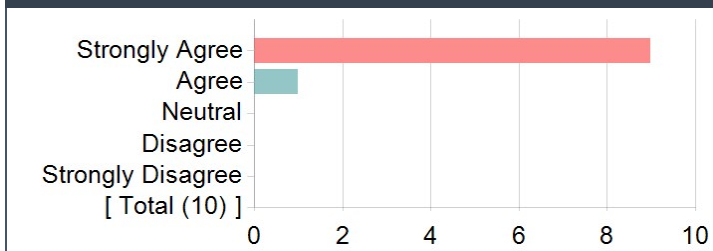
Options	Score	Count	Percentage
Strongly Agree	5	7	70.0%
Agree	4	3	30.0%
Neutral	3	0	0.0%
Disagree	2	0	0.0%
Strongly Disagree	1	0	0.0%
Statistics			Value
Mean			4.70
Standard Deviation			0.48

6. I received useful feedback from the instructor regarding my work in this course.



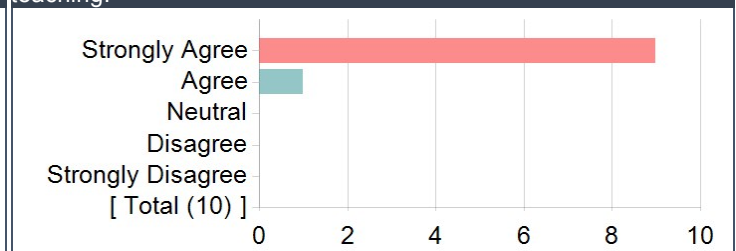
Options	Score	Count	Percentage
Strongly Agree	5	8	80.0%
Agree	4	2	20.0%
Neutral	3	0	0.0%
Disagree	2	0	0.0%
Strongly Disagree	1	0	0.0%
Statistics			Value
Mean			4.80
Standard Deviation			0.42

7. The instructor treated students with respect.



Options	Score	Count	Percentage
Strongly Agree	5	9	90.0%
Agree	4	1	10.0%
Neutral	3	0	0.0%
Disagree	2	0	0.0%
Strongly Disagree	1	0	0.0%
Statistics			Value
Mean			4.90
Standard Deviation			0.32

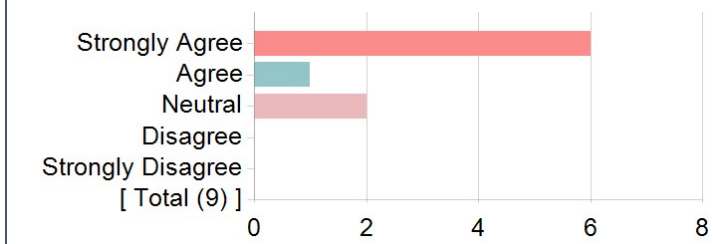
8. The instructor seemed genuinely interested in what they were teaching.



Options	Score	Count	Percentage
Strongly Agree	5	9	90.0%
Agree	4	1	10.0%
Neutral	3	0	0.0%
Disagree	2	0	0.0%
Strongly Disagree	1	0	0.0%
Statistics			Value
Mean			4.90
Standard Deviation			0.32

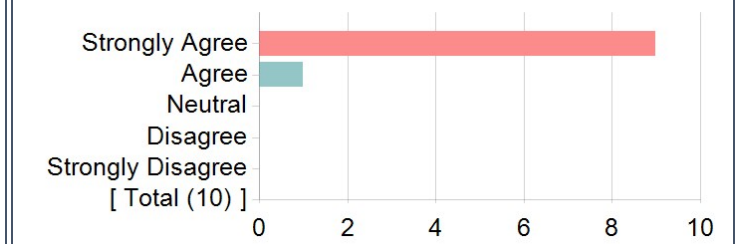
Questions about instructor (Anton Brinckwirth) (continued)

9. The instructor was readily available for consultation with students during office hours or by appointment.



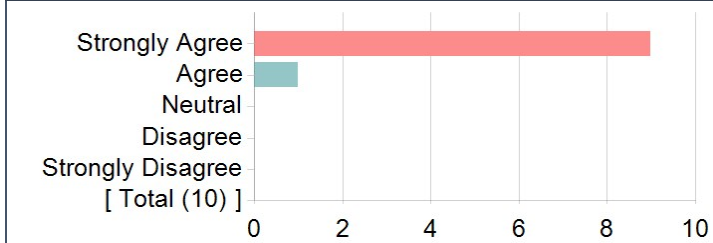
Options	Score	Count	Percentage
Strongly Agree	5	6	66.7%
Agree	4	1	11.1%
Neutral	3	2	22.2%
Disagree	2	0	0.0%
Strongly Disagree	1	0	0.0%
Statistics	Value		
Mean	4.44		
Standard Deviation	0.88		

10. The instructor demonstrated applications of course material beyond the classroom.



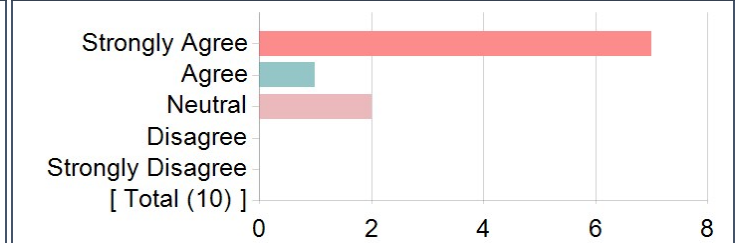
Options	Score	Count	Percentage
Strongly Agree	5	9	90.0%
Agree	4	1	10.0%
Neutral	3	0	0.0%
Disagree	2	0	0.0%
Strongly Disagree	1	0	0.0%
Statistics	Value		
Mean	4.90		
Standard Deviation	0.32		

11. The instructor used online tools to improve learning in the course.



Options	Score	Count	Percentage
Strongly Agree	5	9	90.0%
Agree	4	1	10.0%
Neutral	3	0	0.0%
Disagree	2	0	0.0%
Strongly Disagree	1	0	0.0%
Statistics	Value		
Mean	4.90		
Standard Deviation	0.32		

12. The instructor used online learning tools to improve teaching in the course.

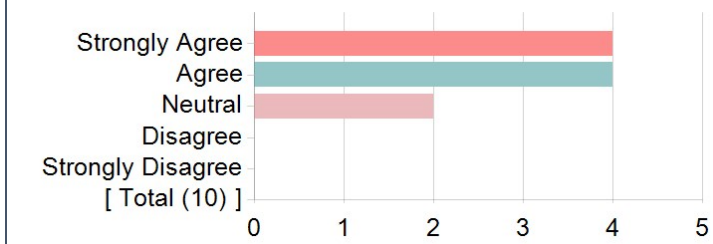


Options	Score	Count	Percentage
Strongly Agree	5	7	70.0%
Agree	4	1	10.0%
Neutral	3	2	20.0%
Disagree	2	0	0.0%
Strongly Disagree	1	0	0.0%
Statistics	Value		
Mean	4.50		
Standard Deviation	0.85		

Questions about course

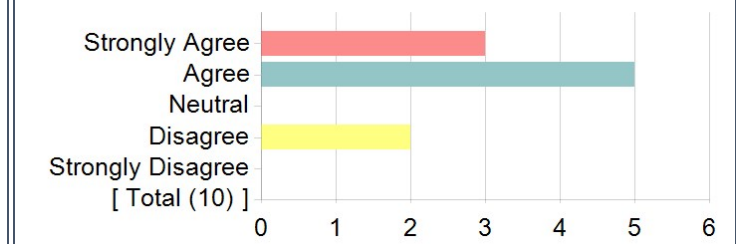
Overall	Value
Mean	4.41
Standard Deviation	0.81

1. I have become more competent in this area because of this course.



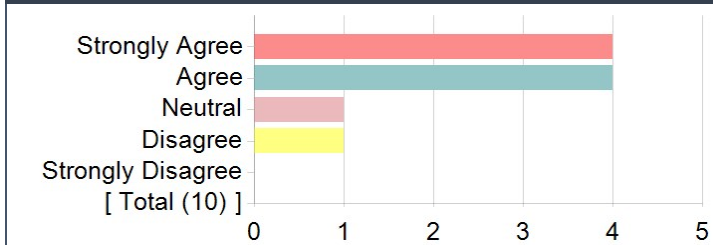
Options	Score	Count	Percentage
Strongly Agree	5	4	40.0%
Agree	4	4	40.0%
Neutral	3	2	20.0%
Disagree	2	0	0.0%
Strongly Disagree	1	0	0.0%
Statistics			Value
Mean			4.20
Standard Deviation			0.79

2. The course was well organized.



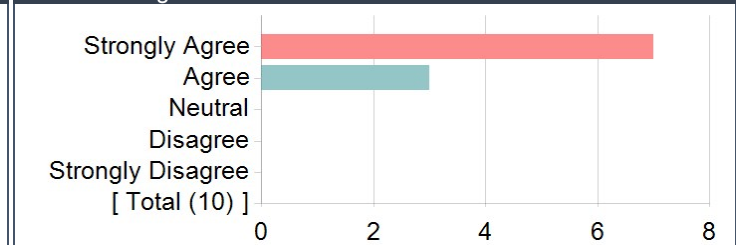
Options	Score	Count	Percentage
Strongly Agree	5	3	30.0%
Agree	4	5	50.0%
Neutral	3	0	0.0%
Disagree	2	2	20.0%
Strongly Disagree	1	0	0.0%
Statistics			Value
Mean			3.90
Standard Deviation			1.10

3. The course assignments were clearly specified.



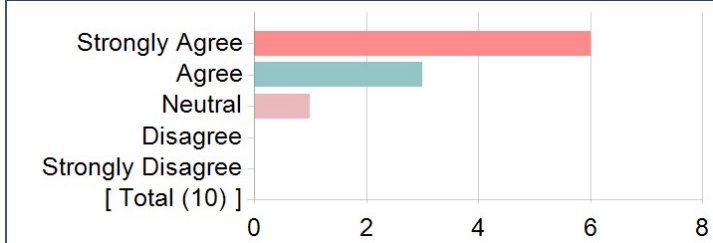
Options	Score	Count	Percentage
Strongly Agree	5	4	40.0%
Agree	4	4	40.0%
Neutral	3	1	10.0%
Disagree	2	1	10.0%
Strongly Disagree	1	0	0.0%
Statistics			Value
Mean			4.10
Standard Deviation			0.99

4. The assignments were helpful in acquiring a better understanding of course materials.



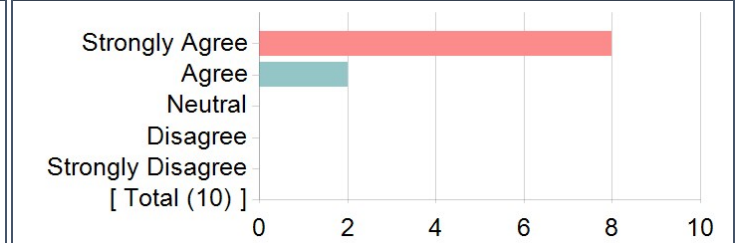
Options	Score	Count	Percentage
Strongly Agree	5	7	70.0%
Agree	4	3	30.0%
Neutral	3	0	0.0%
Disagree	2	0	0.0%
Strongly Disagree	1	0	0.0%
Statistics			Value
Mean			4.70
Standard Deviation			0.48

5. The course allowed me to learn from other students.



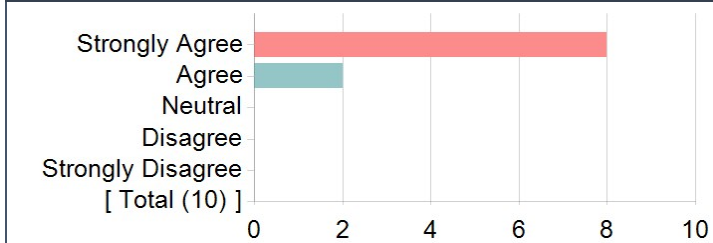
Options	Score	Count	Percentage
Strongly Agree	5	6	60.0%
Agree	4	3	30.0%
Neutral	3	1	10.0%
Disagree	2	0	0.0%
Strongly Disagree	1	0	0.0%
Statistics	Value		
Mean	4.50		
Standard Deviation	0.71		

6. Classroom discussions were a valuable part of the course.



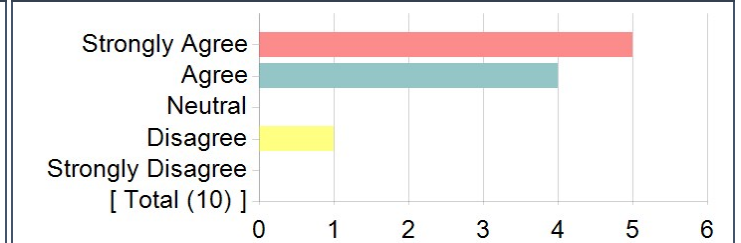
Options	Score	Count	Percentage
Strongly Agree	5	8	80.0%
Agree	4	2	20.0%
Neutral	3	0	0.0%
Disagree	2	0	0.0%
Strongly Disagree	1	0	0.0%
Statistics	Value		
Mean	4.80		
Standard Deviation	0.42		

7. The tests/evaluations in this course were directly related to assignments, classroom discussions, and other planned activities.



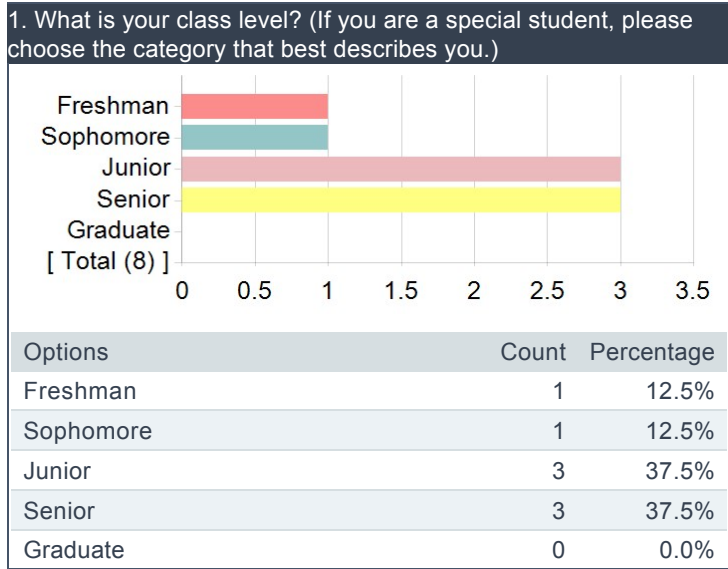
Options	Score	Count	Percentage
Strongly Agree	5	8	80.0%
Agree	4	2	20.0%
Neutral	3	0	0.0%
Disagree	2	0	0.0%
Strongly Disagree	1	0	0.0%
Statistics	Value		
Mean	4.80		
Standard Deviation	0.42		

8. Student responsibilities (being prepared for class, classroom participation, group projects, etc.) were well defined in this course.

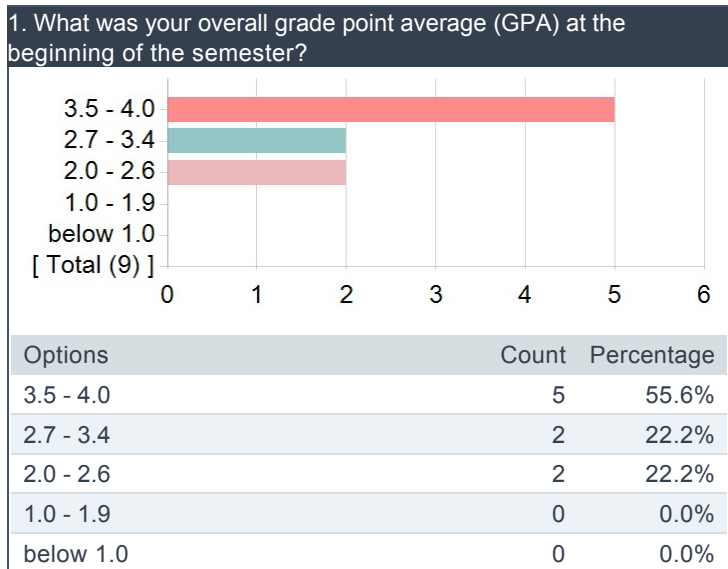


Options	Score	Count	Percentage
Strongly Agree	5	5	50.0%
Agree	4	4	40.0%
Disagree	2	1	10.0%
Neutral	3	0	0.0%
Strongly Disagree	1	0	0.0%
Statistics	Value		
Mean	4.30		
Standard Deviation	0.95		

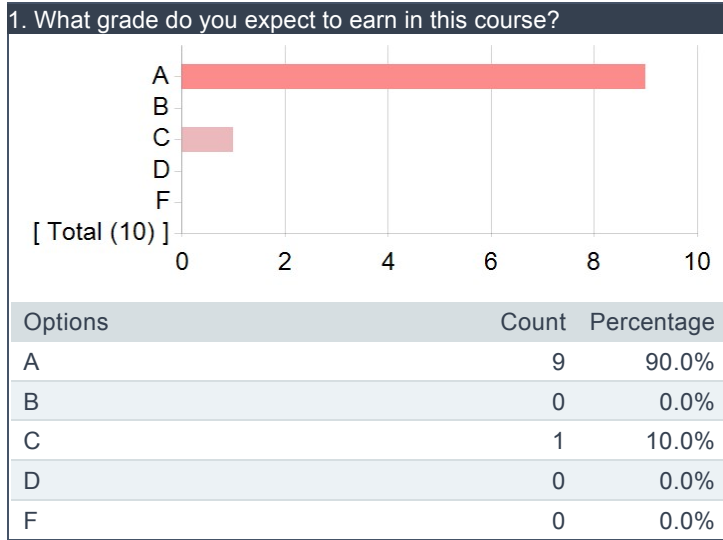
What is your class level? (If you are a special student, please choose the category that best describes you.)



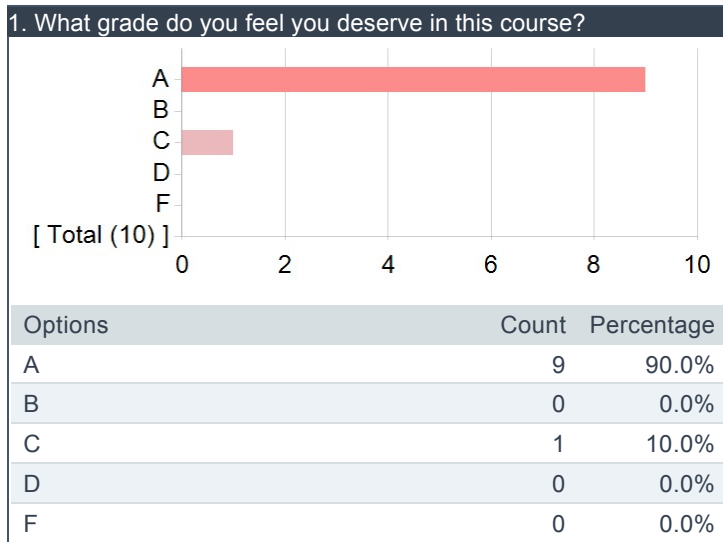
What was your overall grade point average (GPA) at the beginning of the semester?



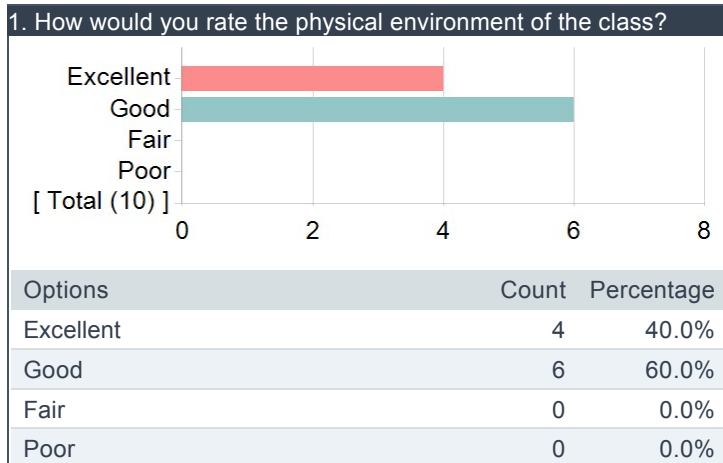
What grade do you expect to earn in this course?



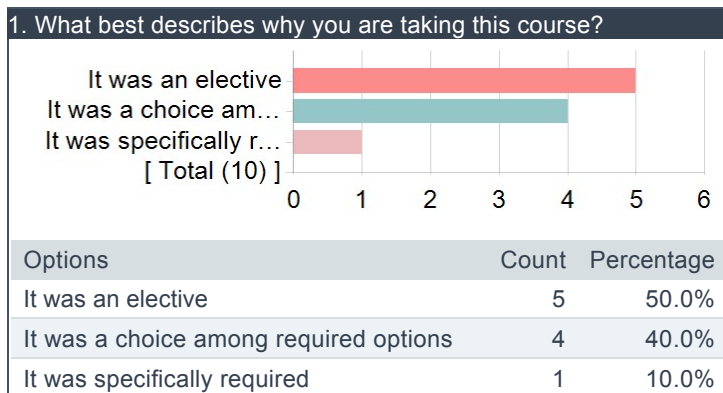
What grade do you feel you deserve in this course?



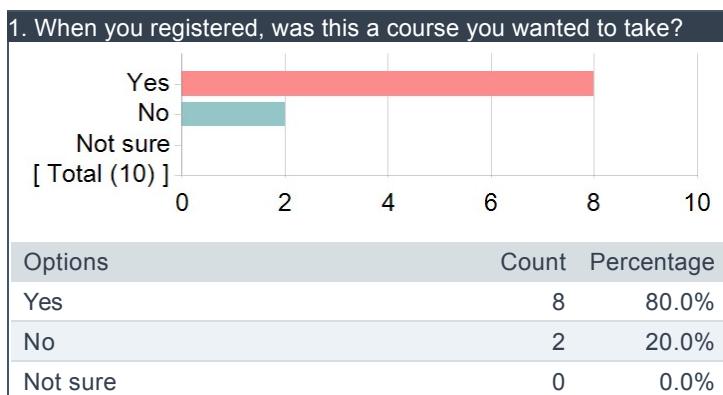
How would you rate the physical environment of the class?



What best describes why you are taking this course?




When you registered, was this a course you wanted to take?



On average, how many hours per week have you spent on this course, including attending classes, doing reading, reviewing notes, writing papers and any other course related work?

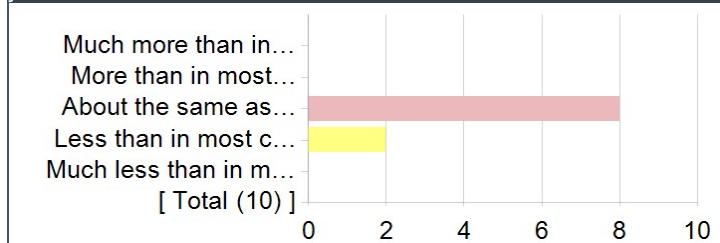
1. On average, how many hours per week have you spent on this course, including attending classes, doing reading, reviewing notes, writing papers and any other course related work?



Options	Count	Percentage
Less than three	0	0.0%
4 - 6	9	90.0%
7 - 9	0	0.0%
10 - 14	1	10.0%
15 or more	0	0.0%

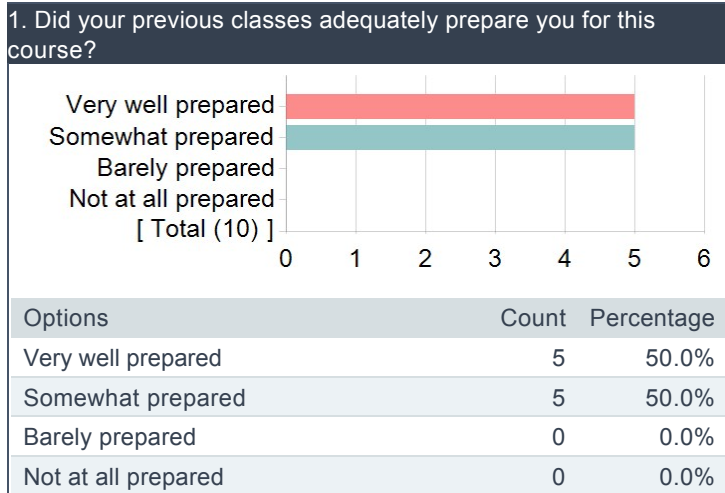
How would you rate the demands which this course made upon you?

1. How would you rate the demands which this course made upon you?

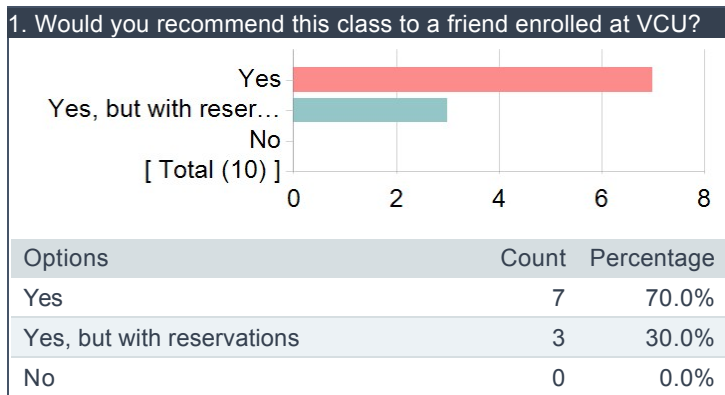


Options	Count	Percentage
Much more than in most courses	0	0.0%
More than in most courses	0	0.0%
About the same as in most courses	8	80.0%
Less than in most courses	2	20.0%
Much less than in most courses	0	0.0%

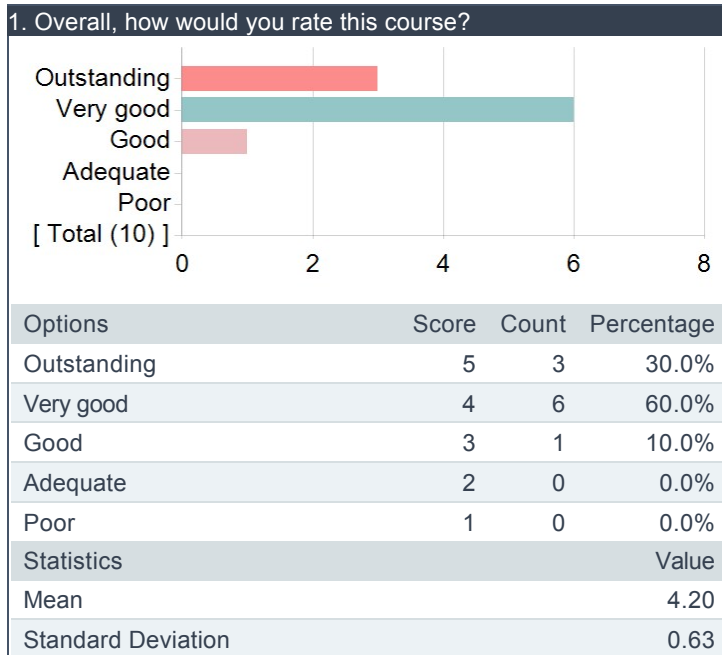
Did your previous classes adequately prepare you for this course?



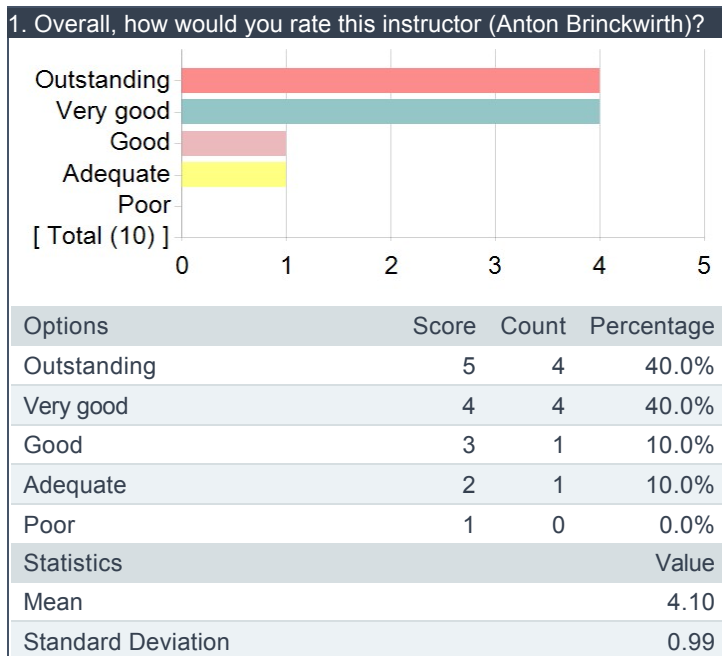
Would you recommend this class to a friend enrolled at VCU?



Overall, how would you rate this course?

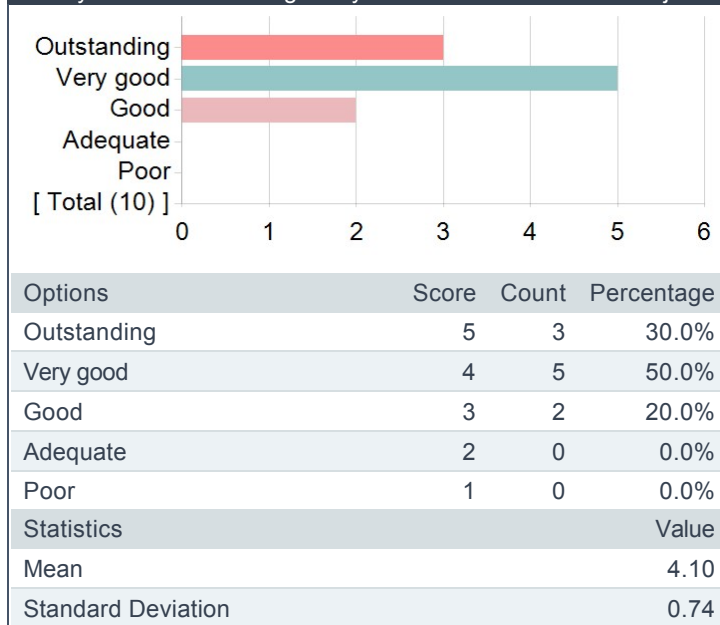


Overall, how would you rate this instructor (Anton Brinckwirth)?



Relative to your knowledge at the beginning of this course, how would you rate the learning that you have achieved in the subject?

1. Relative to your knowledge at the beginning of this course, how would you rate the learning that you have achieved in the subject?



Additional Comments for Anton Brinckwirth

Comments

It was a good class but because of the wide range of skill levels in the room, it was really easy for someone more advanced. Maybe holding us to higher standards in terms of when work was expected to be done would be better – if a movie is to be watched by Tuesday, students shouldn't be struggling to answer questions about the plot almost two weeks later because they haven't watched it yet. The tandem sessions in the course were the most helpful and engaging.

Dedicated teacher that greatly cares for his students and the material he is teaching.